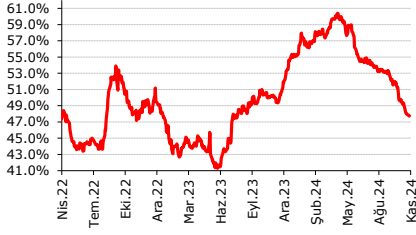
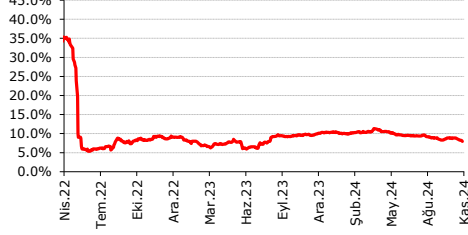


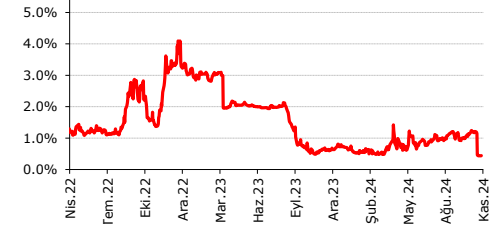
AKBNK -



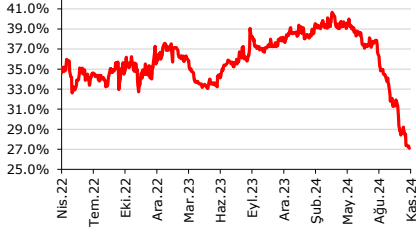
GARAN -



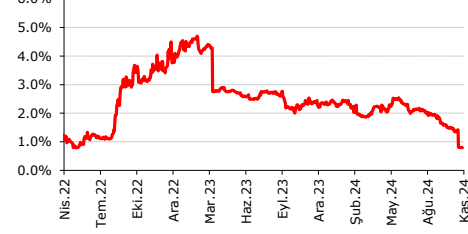
HALKB -



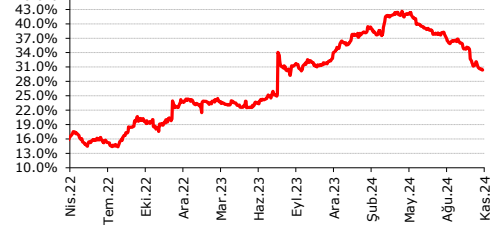
ISCTR -



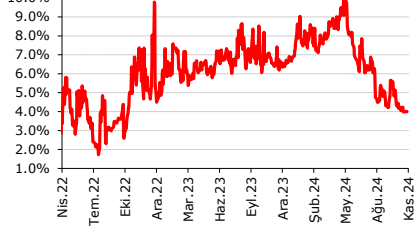
YAKBN -



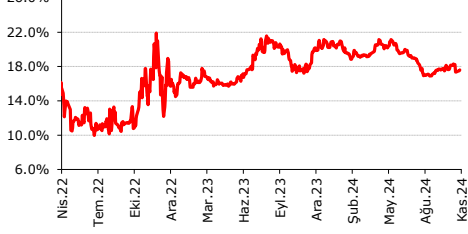
YKBNK -



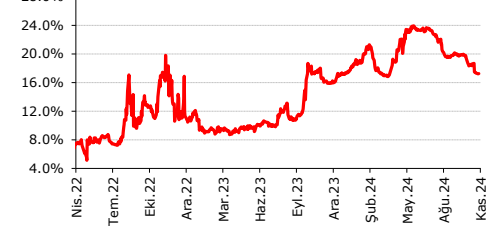
SKBNK -



TSKB -



ALBRK -



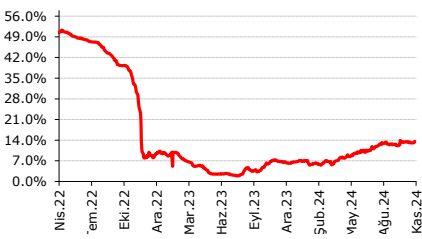
## AKCNS



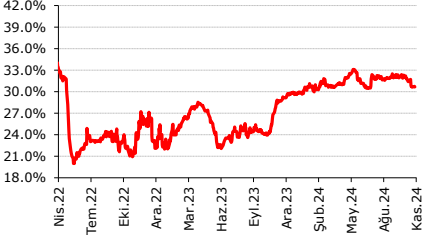
## AKGR7



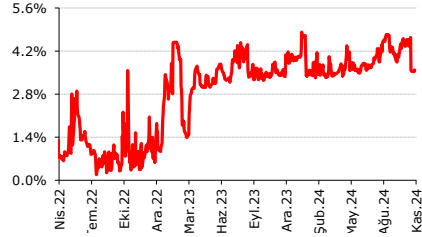
## ANHYT



## ASELS



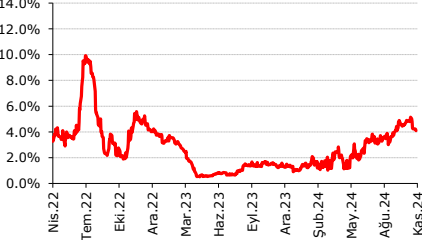
## BAGFS



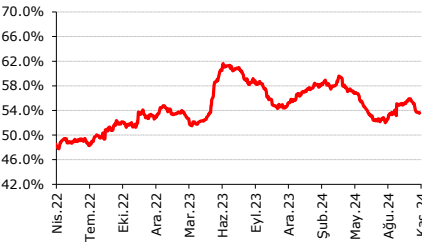
## BIZIM



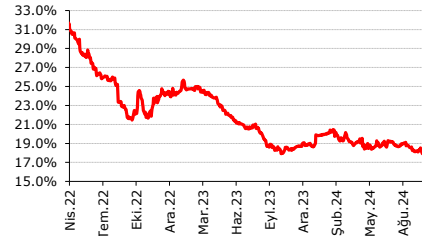
## CLEBI



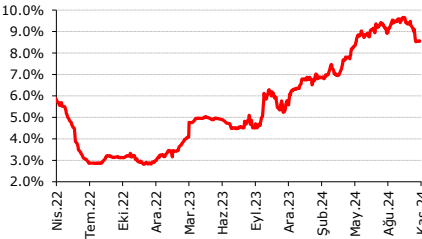
## AEFES



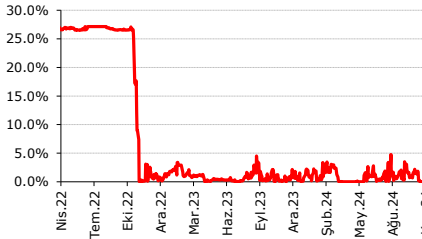
## AKSA



## ANSGR



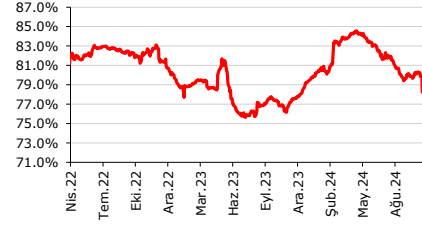
## FONET



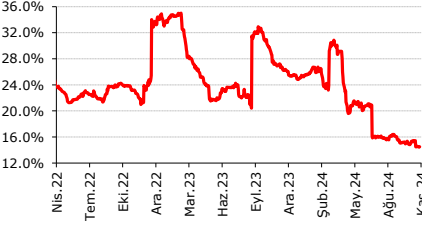
## YATAS



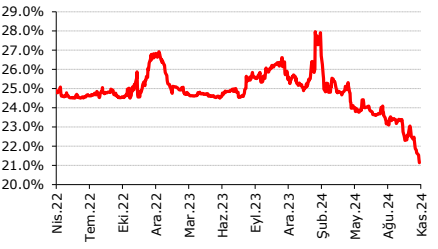
## CCOLA



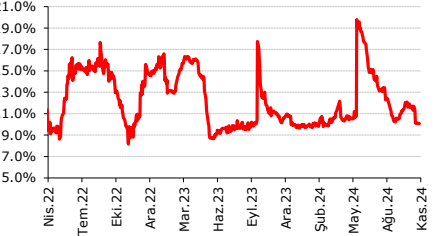
## DOAS



## ARENA



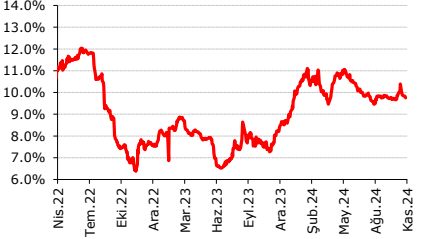
## ALARK



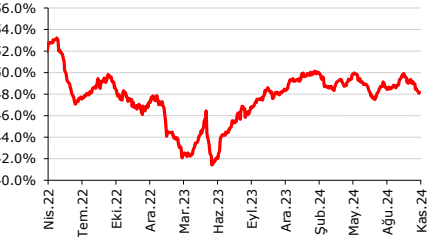
## ARCLK



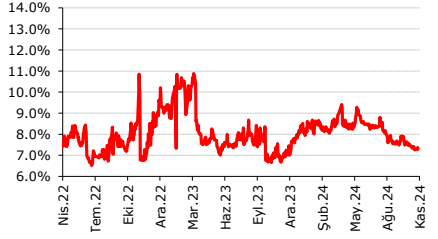
## AYGAZ



## BIMAS

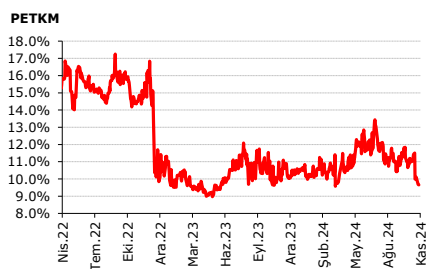
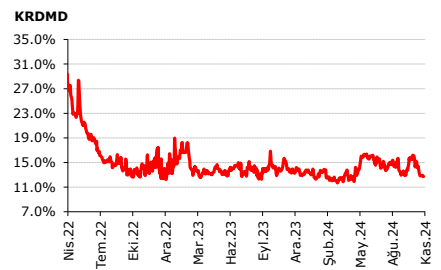
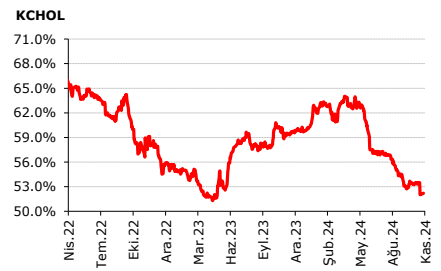
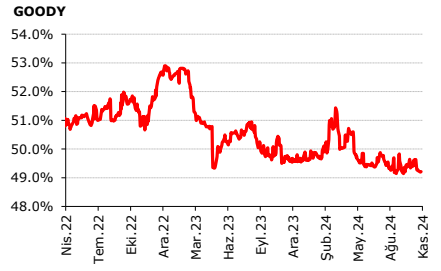
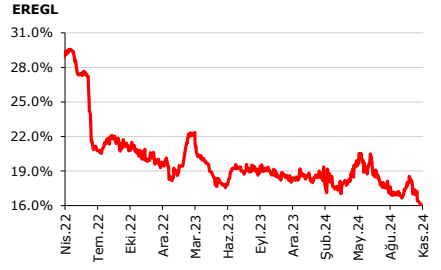
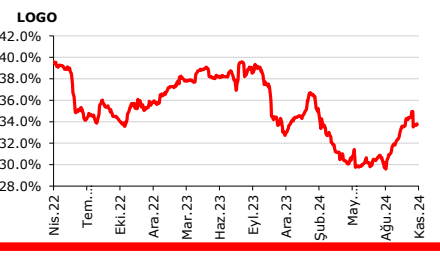
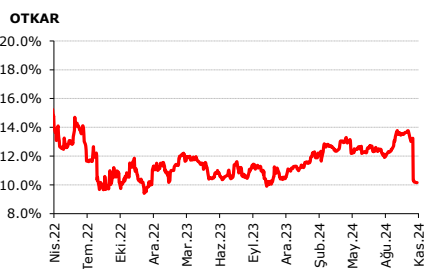
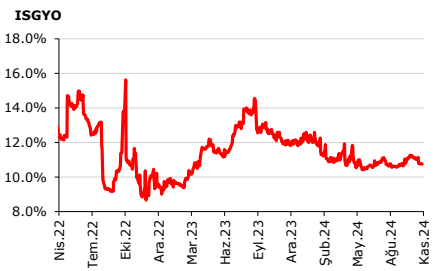
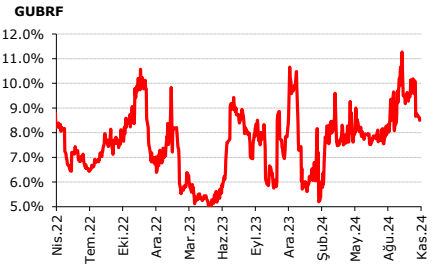
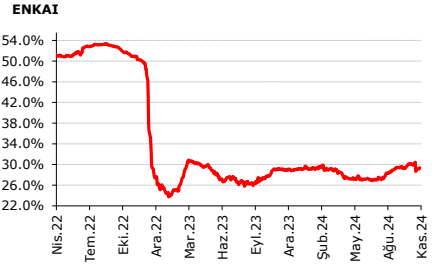
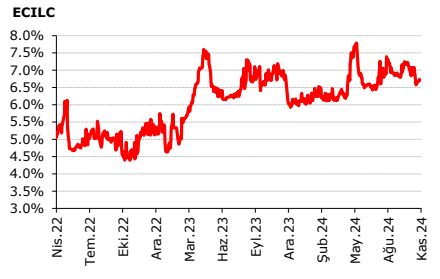
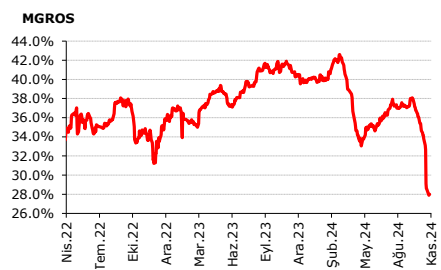
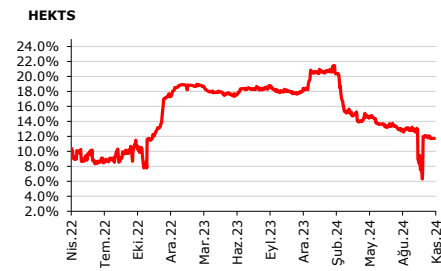
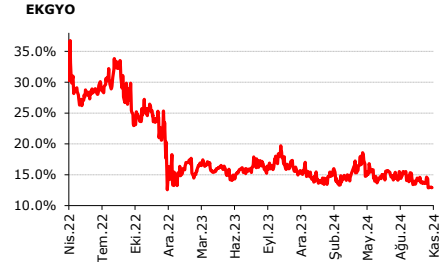
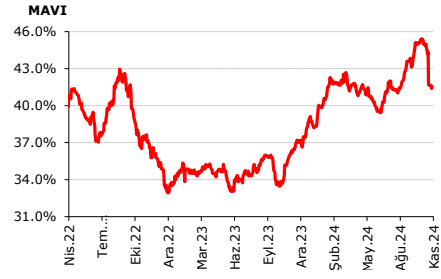


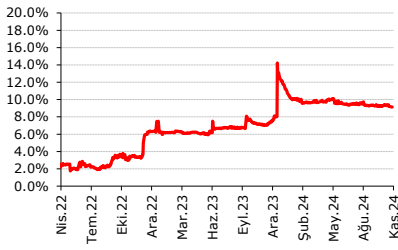
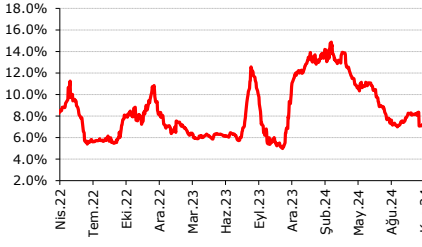
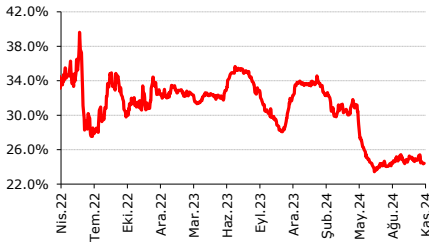
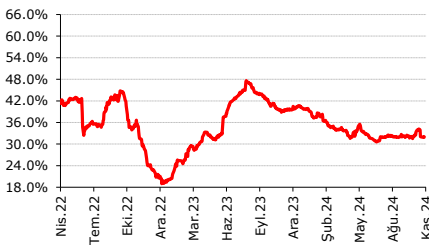
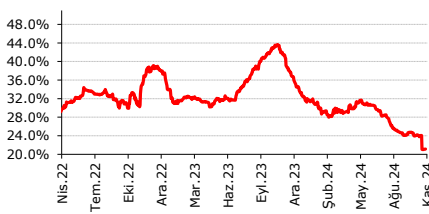
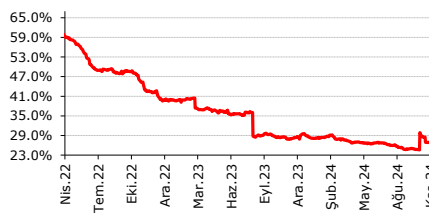
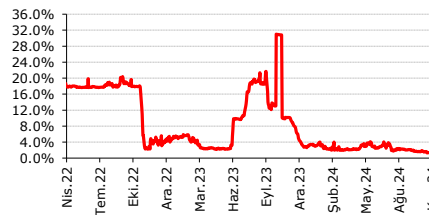
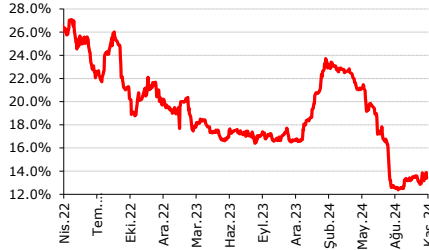
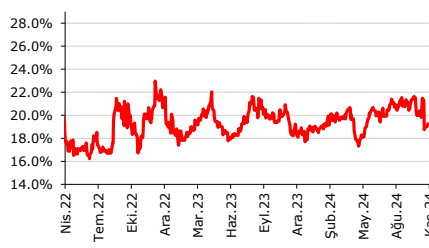
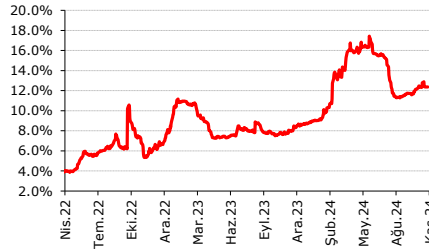
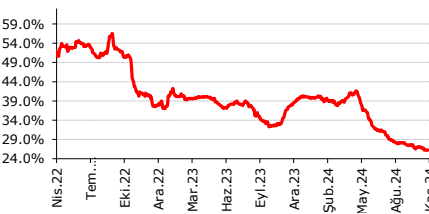
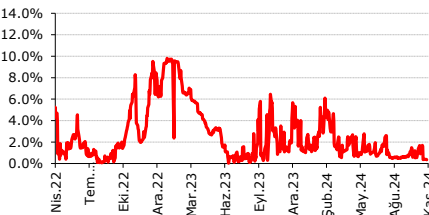
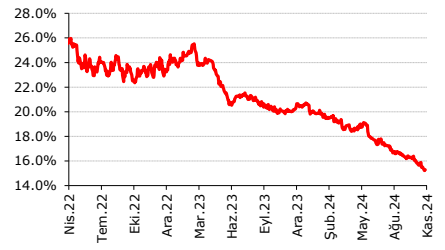
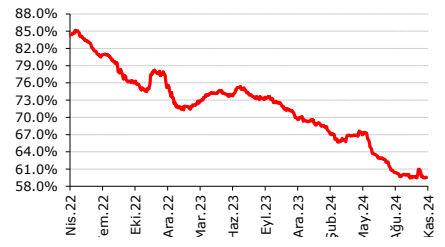
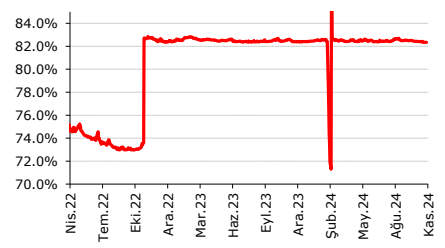
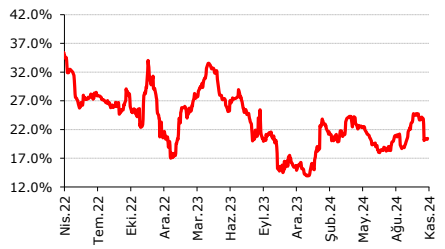
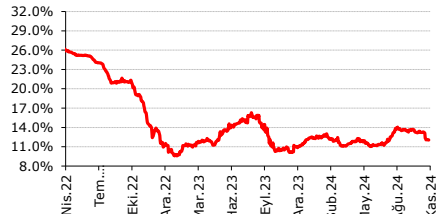
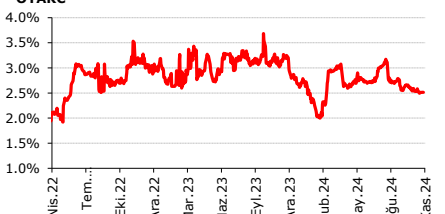
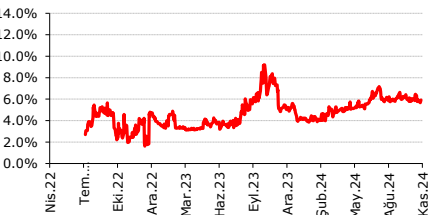
## CIMS A



## DOHOL





**SASA****INDES****THYAO****TOASO****TTRAK****MPARK****UNLU****SELEC****TAVHL****TKFEN****VESBE****TUPRS****SOKM****YKSLN****SISE****TCELL****MNDTR****TTKOM****ULKER****OYAKC****EUREN**

## Son 1 haftaya göre yabancı takas değişim sıralaması (Citi-Deut)

Hisse	29.12.2023	02.08.2024	02.10.2024	25.10.2024	01.11.2024	YBB (bazp)	3ay (bazp)	1ay (bazp)	1 hafta(bazp)
TSKB	20.23%	17.59%	17.82%	17.41%	17.61%	-262.08	1.10	-21.17	19.12
HALKB	0.71%	0.96%	1.10%	0.44%	0.44%	-26.63	-51.46	-65.80	0.58
VAKBN	2.42%	2.08%	1.51%	0.80%	0.80%	-162.32	-128.52	-71.01	-0.32
ALBRK	17.41%	21.92%	19.74%	17.35%	17.25%	-15.32	-466.45	-248.49	-10.04
AKBNK	55.05%	53.75%	50.87%	47.97%	47.76%	-729.59	-599.57	-310.87	-21.52
YKBNK	35.58%	38.18%	34.74%	30.63%	30.39%	-519.01	-779.04	-434.88	-23.53
ISCTR	38.65%	37.86%	30.80%	27.36%	27.10%	-1154.60	-1075.65	-369.99	-25.37
GARAN	10.34%	9.67%	8.85%	8.30%	7.97%	-237.80	-170.02	-88.09	-33.83
ALCTL	0.77%	3.83%	5.30%	1.57%	2.30%	153.21	-152.71	-300.15	72.61
NATEN	24.65%	26.81%	30.74%	23.74%	24.33%	-32.22	-247.93	-641.27	59.16
DOCO	41.23%	25.27%	21.24%	13.99%	14.52%	-2671.18	-1074.27	-671.56	53.33
ANHYT	6.76%	12.77%	13.39%	13.10%	13.61%	684.40	84.01	21.74	50.83
TKFEN	18.79%	21.04%	20.32%	18.94%	19.26%	46.80	-177.61	-106.37	31.91
KORDS	8.87%	8.46%	8.27%	7.39%	7.67%	-119.97	-79.19	-59.67	28.07
ODAS	12.29%	10.79%	8.97%	7.07%	7.34%	-495.60	-345.33	-163.20	26.68
ENKAI	29.16%	27.62%	29.96%	29.11%	29.37%	21.38	175.12	-59.00	26.14
SELEC	18.40%	12.59%	13.46%	13.17%	13.38%	-501.86	79.56	-7.44	21.52
DOHOL	16.91%	15.34%	14.89%	14.26%	14.45%	-246.56	-88.96	-43.94	18.84
KCHOL	59.84%	56.88%	53.42%	52.04%	52.22%	-762.57	-465.88	-120.21	17.30
PKART	31.85%	34.92%	34.61%	30.95%	31.12%	-72.92	-379.50	-348.96	17.15
KZBGY	2.92%	3.41%	9.05%	3.19%	3.35%	43.27	-6.05	-570.59	15.81
ASTOR	7.09%	16.44%	9.77%	8.43%	8.58%	149.73	-785.48	-118.95	15.17
TTKOM	13.94%	19.87%	24.48%	20.31%	20.46%	652.16	59.21	-402.00	14.81
TTRAK	31.61%	26.85%	24.07%	21.02%	21.16%	-1044.77	-568.56	-291.25	14.56
AYDEM	6.08%	10.05%	10.55%	8.36%	8.51%	242.79	-154.35	-204.23	14.18
MTRKS	10.04%	1.19%	3.54%	0.86%	1.00%	-903.86	-18.93	-253.42	14.10
AHGAZ	8.81%	10.48%	10.57%	8.35%	8.49%	-31.83	-198.80	-208.28	13.93
KARSN	2.67%	2.82%	2.78%	2.46%	2.60%	-7.43	-22.08	-17.75	13.67
DGNMO	1.09%	1.42%	2.03%	0.56%	0.69%	-40.16	-72.91	-134.43	12.44
MIATK	6.81%	9.61%	9.86%	9.74%	9.86%	305.40	24.95	0.13	12.33
CANTE	5.01%	6.77%	7.11%	6.85%	6.97%	196.00	19.80	-13.84	12.20
KRDMA	9.04%	8.72%	9.89%	9.68%	9.80%	75.90	107.20	-9.05	11.96
INDES	12.03%	7.75%	8.28%	7.10%	7.21%	-481.38	-53.16	-106.70	11.71
GOLTS	4.83%	3.73%	5.04%	5.30%	5.41%	57.89	167.42	36.30	10.77
ZRGO	5.37%	5.47%	5.65%	5.54%	5.65%	27.51	18.05	0.02	10.39
LOGO	34.43%	30.67%	33.99%	33.67%	33.76%	-66.96	309.50	-22.39	8.90
ECILC	6.11%	6.93%	7.19%	6.63%	6.72%	61.13	-21.45	-46.58	8.68
ARDYZ	2.69%	3.10%	2.19%	2.15%	2.24%	-45.29	-86.52	4.28	8.54
ISMEN	29.05%	24.34%	24.60%	24.55%	24.62%	-442.47	28.61	2.55	7.53
BSOKE	1.97%	10.18%	19.68%	16.61%	16.69%	1471.37	650.62	-299.25	7.49
PETUN	0.96%	1.75%	0.30%	0.15%	0.23%	-73.32	-151.98	-7.30	7.21
BIOEN	11.96%	7.25%	6.27%	6.54%	6.61%	-534.40	-63.88	34.44	6.98
ESCOM	8.40%	8.35%	2.38%	0.70%	0.76%	-763.33	-758.69	-161.42	6.54
TCELL	69.31%	60.78%	59.64%	59.47%	59.54%	-977.31	-124.86	-10.49	6.38
VESTL	7.99%	6.90%	7.59%	6.77%	6.83%	-116.37	-7.67	-76.09	6.10
PINSU	4.28%	0.96%	0.46%	0.14%	0.19%	-408.62	-77.09	-27.32	5.47
RYSAS	57.06%	58.65%	58.87%	58.74%	58.80%	173.98	15.02	-7.28	5.43
ALGO	2.19%	3.88%	2.15%	1.95%	2.00%	-19.24	-187.95	-14.97	5.30
MPARK	28.54%	25.97%	24.70%	26.90%	26.95%	-159.03	98.19	225.18	5.23
PEKGY	18.30%	4.53%	4.02%	3.74%	3.79%	-1451.05	-74.61	-23.71	5.05
TATGD	7.29%	5.48%	5.51%	5.30%	5.35%	-194.46	-12.78	-16.14	4.65
BAGFS	4.00%	4.01%	4.60%	3.53%	3.58%	-42.19	-43.21	-102.28	4.64
BRSAN	13.16%	7.36%	7.92%	8.12%	8.16%	-499.07	80.29	24.50	4.46
TOASO	39.76%	32.23%	31.51%	31.97%	32.01%	-774.73	-21.64	50.71	4.38
POLTK	27.84%	40.69%	40.61%	40.52%	40.56%	1271.79	-12.73	-4.44	4.26
BERA	10.41%	9.47%	10.56%	9.62%	9.66%	-74.73	18.39	-90.53	4.06
BUCIM	3.80%	3.59%	3.76%	3.73%	3.77%	-3.36	18.07	1.07	3.69
NTHOL	4.16%	3.65%	3.94%	4.27%	4.30%	13.64	64.92	35.91	2.92
NTGAZ	0.24%	1.09%	0.87%	0.31%	0.34%	10.66	-74.49	-52.68	2.92
CIMSA	8.39%	8.15%	7.59%	7.28%	7.31%	-108.55	-84.78	-28.28	2.86

NUHCM	18.93%	17.50%	17.47%	17.36%	17.39%	-153.61	-11.02	-8.45	2.86
KMPUR	8.26%	7.63%	7.81%	6.61%	6.63%	-162.61	-100.33	-117.94	2.58
TKNSA	12.89%	8.79%	3.66%	2.72%	2.74%	-1014.64	-604.54	-91.67	2.32
HTTBT	16.49%	19.32%	20.05%	19.25%	19.26%	276.90	-5.99	-78.48	1.82
VAKKO	19.71%	20.95%	22.77%	22.46%	22.47%	276.67	152.58	-29.13	1.68
DEVA	1.84%	0.97%	0.58%	0.49%	0.50%	-133.14	-46.38	-7.52	1.66
TUKAS	2.20%	1.85%	1.99%	1.91%	1.92%	-27.77	7.33	-6.54	1.60
MAGEN	18.40%	46.24%	45.42%	31.04%	31.06%	1266.04	-1517.87	-1436.18	1.55
SKBNK	6.89%	6.06%	4.73%	3.99%	4.00%	-289.08	-206.27	-72.81	1.49
CRFSA	12.70%	8.77%	10.08%	9.66%	9.68%	-302.33	90.70	-40.67	1.44
OYYAT	9.43%	7.79%	7.76%	7.86%	7.87%	-155.51	8.38	11.74	1.43
CMBTN	0.68%	0.85%	1.06%	0.90%	0.91%	23.85	6.08	-14.23	1.29
ESEN	1.56%	23.49%	23.62%	11.28%	11.30%	973.52	-1219.09	-1232.67	1.28
KRVGD	11.59%	11.08%	11.45%	10.97%	10.98%	-60.30	-9.49	-46.65	1.21
PNSUT	1.52%	2.95%	1.65%	0.50%	0.52%	-100.92	-243.54	-113.52	1.11
AFYON	1.11%	0.73%	0.59%	0.30%	0.31%	-79.76	-41.92	-27.75	0.99
SARKY	6.47%	6.01%	6.01%	5.97%	5.98%	-49.18	-3.87	-3.10	0.95
YYLGD	3.28%	4.35%	4.34%	4.14%	4.15%	87.48	-19.47	-18.33	0.93
KLSER	7.95%	8.33%	8.19%	8.10%	8.11%	15.88	-21.64	-8.53	0.86
BIENY	4.62%	3.00%	3.70%	1.04%	1.05%	-357.84	-195.60	-265.00	0.68
GSDHO	8.55%	8.89%	9.95%	8.57%	8.58%	2.59	-31.57	-137.07	0.67
MAALT	5.81%	0.49%	0.36%	0.01%	0.01%	-579.68	-47.59	-34.26	0.66
TRCAS	1.54%	2.42%	1.13%	0.76%	0.77%	-77.39	-165.27	-36.75	0.64
CEMTS	2.12%	3.54%	2.36%	1.84%	1.84%	-27.84	-169.13	-51.49	0.56
KAREL	2.90%	4.89%	5.28%	3.32%	3.33%	42.70	-155.75	-195.41	0.54
AKCNS	17.03%	9.86%	10.45%	10.15%	10.15%	-687.82	29.10	-30.12	0.51
ANSGR	6.47%	9.20%	9.34%	8.56%	8.56%	209.45	-64.06	-78.47	0.46
IZMDC	4.95%	4.18%	5.02%	4.31%	4.32%	-63.43	13.83	-70.20	0.44
KCAER	13.70%	16.00%	17.12%	16.85%	16.85%	315.43	85.88	-26.91	0.42
ECZYT	3.80%	4.51%	4.44%	3.70%	3.71%	-9.39	-80.72	-73.78	0.41
ALCAR	0.47%	0.17%	0.53%	0.02%	0.02%	-44.88	-15.39	-51.02	0.41
ADGYO	4.46%	2.56%	5.07%	0.54%	0.54%	-391.73	-202.25	-452.58	0.39
ASELS	29.71%	31.87%	32.23%	30.65%	30.66%	94.77	-121.81	-157.39	0.35
DESA	12.09%	11.04%	10.24%	10.13%	10.14%	-195.34	-90.62	-9.87	0.27
ENJSA	24.89%	19.83%	20.04%	17.69%	17.69%	-720.37	-214.51	-235.08	0.26
AKSA	18.69%	18.68%	17.91%	17.57%	17.58%	-111.66	-110.85	-33.49	0.23
AKFGY	3.44%	4.26%	4.07%	3.65%	3.65%	21.12	-61.01	-42.16	0.18
RAYSG	89.99%	91.73%	91.28%	91.26%	91.27%	127.46	-46.39	-0.98	0.17
OYAKC	2.65%	3.12%	2.58%	2.51%	2.51%	-13.47	-60.32	-6.96	0.13
GENTS	11.90%	3.21%	2.88%	2.07%	2.07%	-982.59	-114.22	-81.04	0.09
ESCAR	12.99%	18.05%	19.21%	17.09%	17.09%	409.87	-95.84	-212.03	0.08
KERVT	1.84%	3.56%	3.57%	2.95%	2.95%	111.78	-60.34	-61.96	0.04
SMART	4.50%	1.00%	0.58%	0.29%	0.29%	-420.07	-70.47	-28.46	0.00
ELITE	13.71%	1.30%	0.27%	0.00%	0.00%	-1371.07	-130.07	-26.32	0.00
VAKFN	13.94%	14.68%	14.65%	14.37%	14.37%	42.22	-31.18	-28.60	0.00
TERA	20.16%	17.79%	20.35%	18.69%	18.69%	-146.70	90.49	-165.62	0.00
KLNMA	6.85%	5.52%	5.46%	0.06%	0.06%	-678.47	-546.06	-539.91	0.00
MNDTR	82.43%	82.47%	82.43%	82.35%	82.35%	-7.68	-11.59	-7.76	-0.00
KARTN	1.20%	1.17%	1.48%	1.09%	1.09%	-10.40	-7.49	-38.89	-0.00
BRYAT	4.93%	3.43%	2.81%	2.72%	2.72%	-221.67	-71.05	-8.92	-0.04
QUAGR	3.81%	2.96%	4.62%	4.00%	4.00%	19.43	104.08	-61.88	-0.08
IMASM	4.32%	3.68%	3.40%	3.38%	3.38%	-93.77	-30.07	-2.62	-0.08
RGYAS	0.00%	12.14%	14.48%	9.21%	9.21%	920.82	-292.77	-526.95	-0.08
EGEEN	10.29%	10.50%	10.60%	9.25%	9.25%	-103.97	-125.36	-135.39	-0.12
ALKIM	8.15%	6.31%	6.89%	6.01%	6.01%	-214.31	-29.67	-88.01	-0.15
GOZDE	6.47%	6.48%	6.96%	6.33%	6.33%	-14.67	-15.26	-63.18	-0.17
ASUZU	6.76%	6.19%	6.21%	6.31%	6.31%	-45.03	11.85	9.60	-0.17
ORGE	6.86%	12.88%	14.64%	9.29%	9.28%	242.64	-359.05	-535.05	-0.22
KAYSE	12.55%	9.85%	9.71%	8.36%	8.35%	-419.14	-149.44	-135.41	-0.24
VERUS	38.54%	40.00%	39.57%	38.83%	38.82%	28.25	-117.83	-74.21	-0.33
VESBE	8.75%	11.75%	12.15%	12.37%	12.36%	361.27	61.65	21.74	-0.46
LINK	0.76%	9.32%	10.98%	10.75%	10.74%	998.34	142.94	-24.02	-0.49
BFREN	26.73%	26.96%	26.90%	26.75%	26.74%	0.95	-22.35	-15.52	-0.51

AGESA	26.34%	40.79%	44.57%	40.43%	40.42%	1408.11	-36.48	-414.67	-0.59
DYOBY	0.50%	1.17%	0.90%	0.42%	0.41%	-9.09	-75.51	-49.06	-0.60
UNLU	3.42%	1.99%	1.68%	1.34%	1.33%	-209.09	-65.78	-34.74	-0.83
ISGYO	12.01%	10.71%	11.26%	10.76%	10.75%	-125.38	3.86	-51.07	-0.93
AKGRT	20.05%	20.63%	22.72%	19.33%	19.32%	-73.02	-130.40	-339.61	-0.98
INVES	14.36%	8.04%	8.61%	8.63%	8.62%	-573.38	57.99	1.37	-1.00
ISFIN	18.57%	10.94%	9.49%	9.07%	9.06%	-950.99	-188.49	-43.55	-1.05
AKFYE	20.13%	46.53%	42.22%	39.11%	39.10%	1896.78	-743.31	-312.18	-1.08
HEKTS	20.64%	12.90%	7.89%	11.73%	11.72%	-892.49	-118.14	382.62	-1.11
NETAS	0.38%	2.05%	2.04%	0.85%	0.84%	46.22	-121.00	-119.60	-1.14
GENIL	20.76%	19.31%	23.09%	19.87%	19.85%	-90.83	54.41	-323.36	-1.16
HLGYO	0.65%	1.38%	2.24%	0.84%	0.83%	17.51	-55.61	-141.53	-1.19
PENTA	19.08%	6.37%	6.23%	5.20%	5.18%	-1389.60	-118.68	-104.99	-1.19
CCOLA	79.41%	81.59%	80.06%	78.54%	78.53%	-88.35	-306.16	-153.38	-1.43
TURSG	2.45%	6.24%	6.28%	5.05%	5.03%	258.71	-120.51	-125.12	-1.44
GLYHO	20.07%	20.98%	22.02%	21.89%	21.88%	180.43	89.98	-13.96	-1.62
GWIND	10.23%	8.20%	8.19%	9.03%	9.01%	-122.04	80.63	81.75	-1.63
AKSGY	27.31%	27.80%	27.84%	27.62%	27.60%	28.66	-20.30	-24.04	-1.82
SMRTG	12.24%	11.06%	11.25%	11.34%	11.32%	-91.60	26.29	7.19	-1.93
ZOREN	6.58%	8.09%	8.84%	10.53%	10.51%	392.47	242.05	167.28	-1.94
LKMNH	4.12%	8.95%	8.37%	6.35%	6.33%	221.19	-261.72	-203.98	-2.14
ALFAS	8.44%	8.33%	8.93%	9.13%	9.11%	66.81	77.52	17.80	-2.29
KLRHO	16.48%	17.61%	17.46%	17.59%	17.57%	108.76	-3.84	10.54	-2.30
CWENE	7.45%	10.81%	8.72%	8.75%	8.72%	127.39	-208.85	0.38	-2.31
TMSN	1.74%	1.21%	4.15%	4.14%	4.12%	238.09	290.85	-3.36	-2.36
YEOTK	5.19%	6.50%	6.62%	6.72%	6.70%	150.23	19.28	7.19	-2.56
GOODY	49.73%	49.45%	49.64%	49.24%	49.21%	-51.17	-23.31	-42.53	-2.59
YKSLN	1.14%	0.60%	1.19%	0.38%	0.35%	-78.84	-24.91	-83.49	-2.64
BRISA	10.05%	8.63%	8.31%	7.79%	7.76%	-229.57	-87.40	-54.82	-2.65
EUREN	4.02%	5.85%	5.80%	5.94%	5.91%	188.93	5.81	10.88	-2.67
AKSEN	3.64%	3.79%	3.95%	3.79%	3.77%	12.52	-1.81	-18.57	-2.70
GESAN	8.65%	7.53%	8.09%	7.27%	7.24%	-140.92	-29.48	-85.07	-3.19
EKGYO	14.26%	14.58%	14.28%	12.94%	12.91%	-134.65	-167.51	-137.26	-3.32
RYGYO	18.28%	25.13%	25.95%	25.28%	25.24%	695.68	10.66	-71.05	-3.93
SKTAS	0.56%	2.25%	0.99%	0.05%	0.01%	-54.34	-223.61	-98.01	-3.96
OTKAR	11.13%	12.26%	13.64%	10.20%	10.16%	-96.87	-209.89	-347.96	-3.97
BASGZ	4.25%	10.36%	8.99%	7.01%	6.97%	271.58	-339.60	-202.87	-4.16
BIZIM	3.59%	1.82%	1.59%	0.84%	0.79%	-279.62	-102.70	-79.27	-4.22
ULKER	12.32%	13.21%	13.17%	12.08%	12.04%	-27.87	-117.00	-112.84	-4.24
SNGYO	4.19%	5.37%	6.57%	4.59%	4.54%	35.45	-83.14	-202.63	-4.57
BTCIM	6.61%	11.24%	12.09%	10.82%	10.77%	415.66	-46.46	-131.66	-4.58
PGSUS	22.60%	20.70%	23.18%	21.58%	21.53%	-107.06	82.93	-165.11	-4.84
LYDHO	4.32%	3.28%	6.79%	6.60%	6.55%	223.00	326.95	-23.29	-4.96
TUPRS	40.20%	28.88%	26.58%	26.30%	26.25%	-1395.78	-263.35	-33.65	-5.18
EBEBK	9.42%	8.07%	10.60%	8.62%	8.56%	-85.97	49.39	-203.87	-5.53
KONYA	6.21%	5.97%	6.14%	5.08%	5.02%	-119.23	-95.51	-112.10	-5.89
SURGY	0.00%	5.63%	12.83%	6.16%	6.10%	610.07	47.32	-672.99	-6.04
TRGYO	8.81%	9.58%	11.82%	10.36%	10.30%	149.13	72.00	-152.02	-6.68
SASA	11.81%	9.61%	9.28%	9.22%	9.15%	-265.91	-46.06	-13.70	-6.84
AGHOL	21.82%	20.39%	21.18%	20.19%	20.11%	-171.75	-28.41	-107.72	-8.04
POLHO	7.50%	6.62%	6.90%	6.38%	6.30%	-120.47	-32.30	-60.42	-8.62
ALARK	9.69%	13.32%	11.95%	10.17%	10.08%	38.97	-324.19	-187.62	-8.89
ISDMR	6.21%	7.24%	5.39%	5.70%	5.61%	-60.44	-163.39	21.79	-9.12
MAVI	38.63%	41.23%	45.19%	41.64%	41.55%	292.02	32.03	-364.00	-9.31
DOAS	25.04%	15.80%	15.04%	14.60%	14.50%	-1053.63	-129.91	-53.33	-9.65
TAVHL	42.60%	45.86%	47.72%	46.86%	46.76%	415.83	90.18	-96.10	-9.75
AYGAZ	9.12%	9.62%	9.72%	9.85%	9.75%	63.68	12.92	3.29	-9.85
OZKGY	7.04%	7.90%	9.78%	7.58%	7.48%	44.91	-41.49	-229.02	-9.87
KRDMD	13.78%	14.82%	15.46%	12.82%	12.71%	-106.57	-211.05	-274.82	-10.74
SAHOL	46.84%	46.53%	42.66%	38.66%	38.54%	-829.38	-798.65	-412.20	-11.33
AEFES	56.32%	52.52%	55.53%	53.71%	53.59%	-272.74	107.02	-193.79	-11.61
CLEBI	1.09%	3.71%	4.59%	4.23%	4.10%	301.12	38.34	-48.73	-13.25
TABGD	5.32%	17.41%	21.98%	17.06%	16.90%	1158.62	-50.30	-507.61	-15.83



THYAO	33.45%	24.17%	24.84%	24.61%	24.41%	-903.72	23.75	-42.54	-19.49
SISE	20.62%	16.90%	16.31%	15.52%	15.29%	-532.72	-160.82	-101.60	-23.49
KOZAA	20.19%	15.61%	20.97%	19.69%	19.45%	-73.37	384.65	-151.73	-23.77
GUBRF	7.39%	7.71%	9.40%	8.75%	8.50%	111.53	79.17	-89.16	-24.24
BIMAS	49.36%	49.14%	49.25%	48.43%	48.17%	-118.62	-96.51	-107.75	-25.21
KONTR	8.91%	11.27%	10.07%	9.79%	9.53%	61.95	-174.07	-54.27	-25.78
EREGL	18.71%	17.62%	18.31%	16.37%	16.10%	-261.18	-152.00	-221.27	-26.77
SOKM	35.29%	35.22%	34.69%	33.93%	33.64%	-164.63	-158.31	-105.22	-28.56
KOZAL	24.01%	17.76%	19.95%	18.07%	17.77%	-624.12	0.91	-218.34	-30.01
IPEKE	7.09%	7.60%	8.20%	5.39%	5.08%	-200.70	-251.49	-311.49	-31.22
FROTO	39.04%	38.66%	35.80%	34.77%	34.42%	-462.51	-424.05	-138.09	-34.94
EUPWR	8.35%	9.37%	10.19%	8.25%	7.89%	-46.26	-148.75	-230.33	-36.21
PETKM	10.55%	11.06%	11.02%	10.10%	9.65%	-89.56	-140.27	-137.18	-44.48
ARENA	25.29%	23.59%	22.53%	21.65%	21.14%	-415.01	-245.28	-139.46	-51.14
MGROS	40.09%	37.21%	36.10%	28.54%	27.99%	-1210.09	-922.61	-810.97	-55.01
ARCLK	16.19%	16.22%	15.90%	15.42%	14.70%	-148.59	-152.22	-120.14	-71.88
AGROT	0.00%	8.10%	7.05%	7.86%	7.11%	711.27	-98.66	5.87	-75.12
YATAS	14.90%	14.95%	15.68%	12.83%	11.96%	-294.30	-299.01	-371.91	-87.10
IHAAS	39.83%	37.68%	34.30%	32.84%	31.89%	-793.67	-579.17	-241.42	-95.13
DAPGM	0.36%	1.34%	2.57%	5.35%	4.33%	396.85	299.65	176.58	-101.45

\*Veriler Citibank+Deutsche takasını içermektedir.



# AKYatırım

Bu rapor, Ak Yatırım Menkul Değerler A.Ş. tarafından, güvenilir olduğuna inanılan kaynaklardan elde edilen bilgi ve veriler kullanılarak hazırlanmıştır. Raporunda yer alan ifadeler, hiçbir şekilde veya suretle alış veya satış teklifi olarak değerlendirilmemelidir. Ak Yatırım, bu bilgilerin doğru, eksiksiz ve değişmez olduğunu garanti etmemektedir. Bu sebeple, okuyucuların, bu raporlardan elde edilen bilgilere dayanarak hareket etmeden önce, bilgilerin doğruluğunu teyit ettirmeleri önerilir ve bu bilgilere dayanarak aldıkları kararlarda sorumluluk kendilerine aittir. Bilgilerin eksikliği ve yanlışlığından Ak Yatırım hiçbir şekilde sorumlu tutulamaz. Ayrıca, Ak Yatırım'ın ve Akbank'ın tüm çalışanları ve danışmanlarının, herhangi bir şekilde bilgiler dolayısıyla ortaya çıkabilecek, doğrudan veya dolaylı zararlarla ilgili herhangi bir sorumluluğu yoktur. Burada yer alan bilgiler, bir yatırım tavsiyesi, yatırım aracının alım-satım önerisi ya da getiri vaadi değildir ve Yatırım Danışmanlığı kapsamında yer almamaktadır. Yatırım Danışmanlığı hizmeti; aracı kurumlar, portföy yönetim şirketleri, mevduat kabul etmeyen bankalar ile müşteri arasında imzalanacak Yatırım Danışmanlığı sözleşmesi çerçevesinde sunulmaktadır. Bunlara ilaveten, Ak Yatırım, raporların Internet üzerinden e-mail yoluyla alınması durumunda virüs, hatalı gönderim veya diğer herhangi bir teknik sebepten dolayı alıcının donanımına veya yazılımına gelebilecek herhangi bir zarardan dolayı sorumlu tutulamaz.

© Ak Yatırım Menkul Değerler A.Ş.