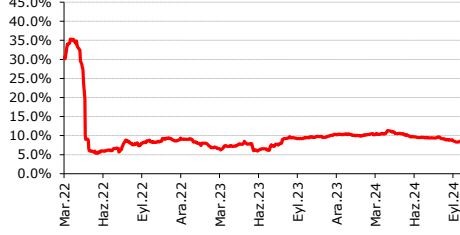


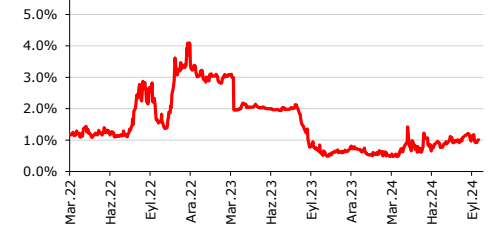
AKBNK -



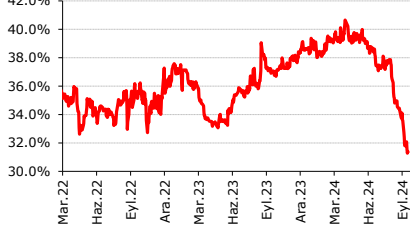
GARAN -



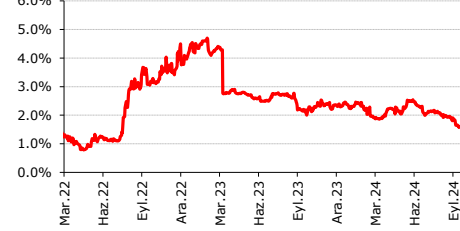
HALKB -



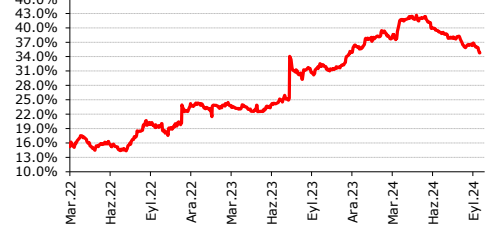
ISCTR -



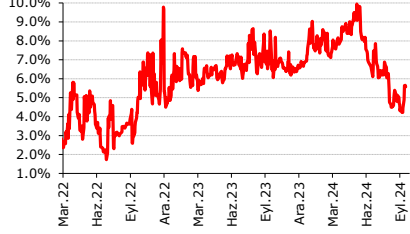
VAKBN -



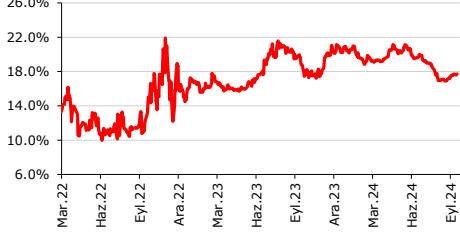
YKBNK -



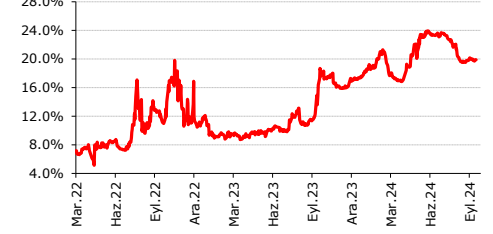
SKBNK -



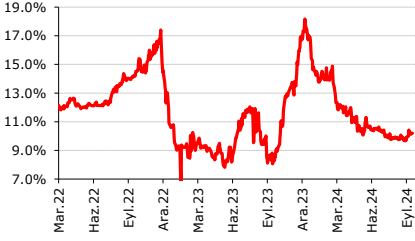
TSKB -



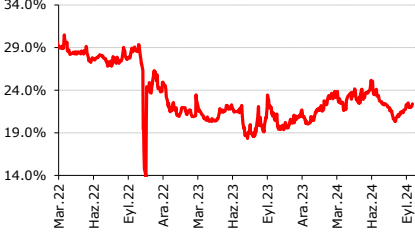
ALBRK -



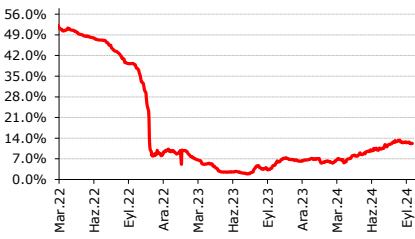
AKCNS



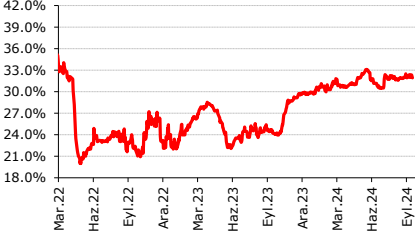
AKGRT



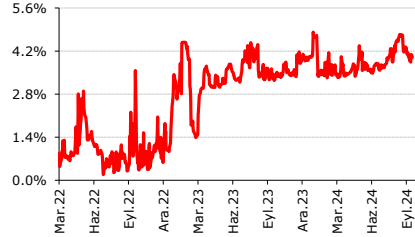
ANHYT



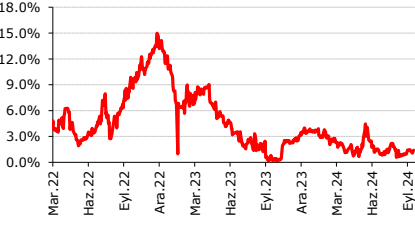
ASELS



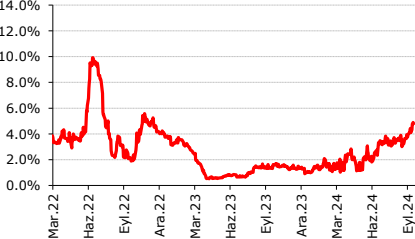
BAGFS



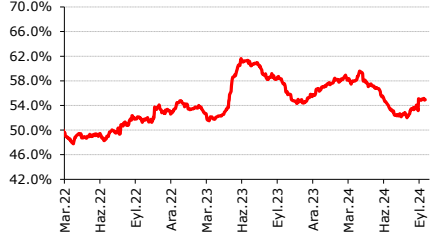
BIZIM



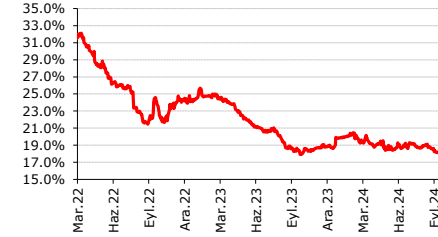
CLEBI



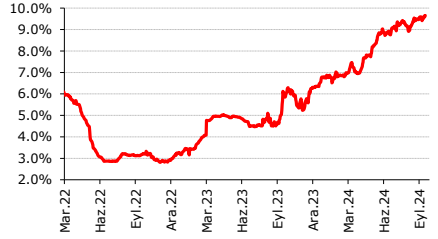
AEFES



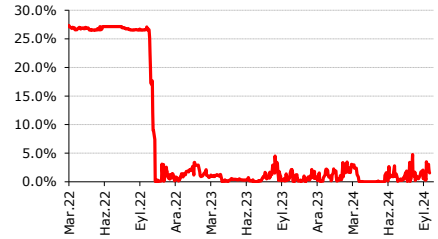
AKSA



ANSGR



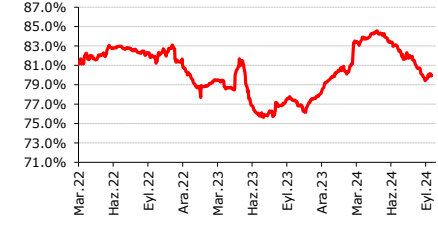
FONET



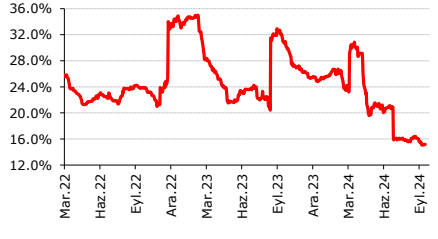
YATAS



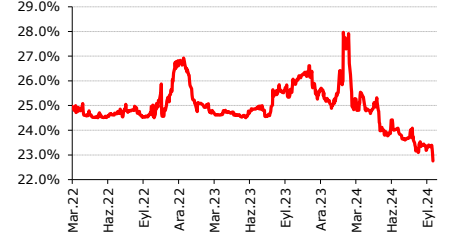
CCOLA



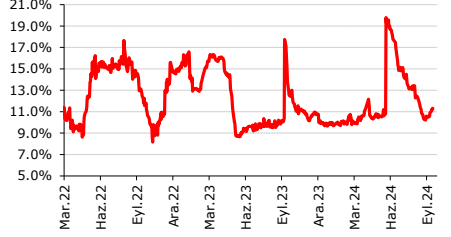
DOAS



ARENA



ALARK



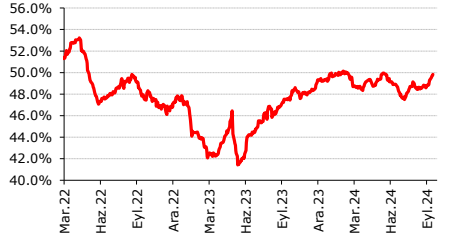
ARCLK



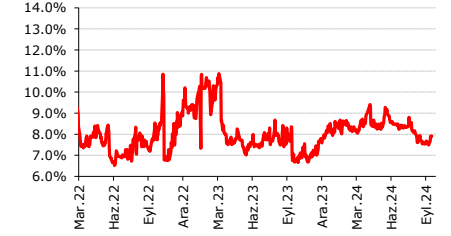
AYGAZ



BIMAS

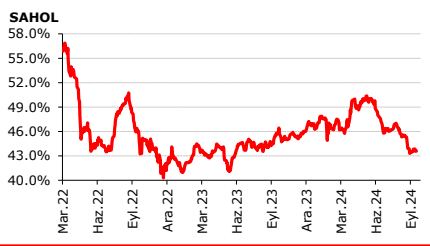
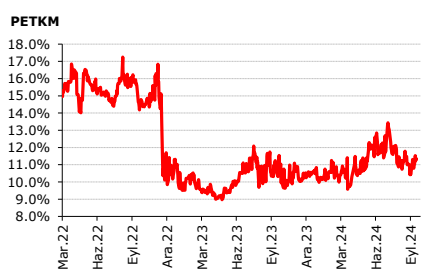
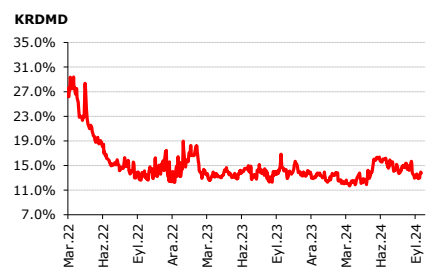
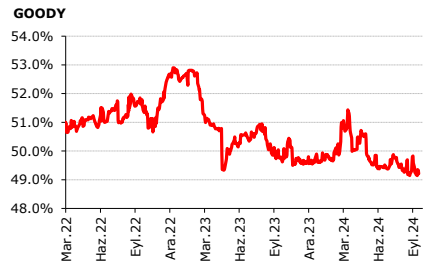
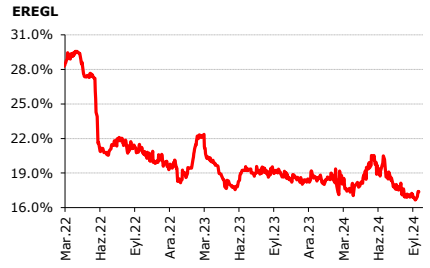
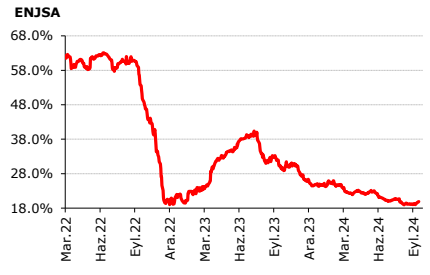
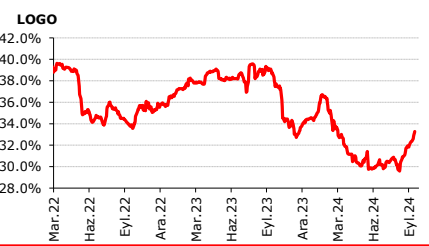
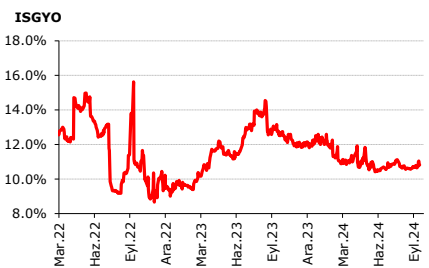
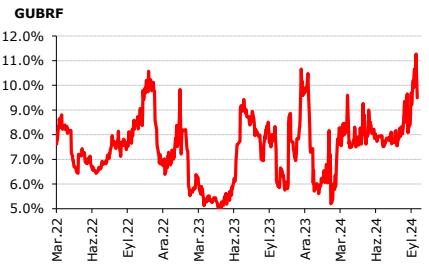
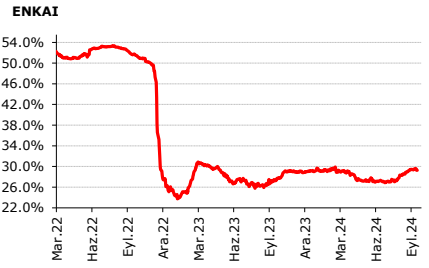
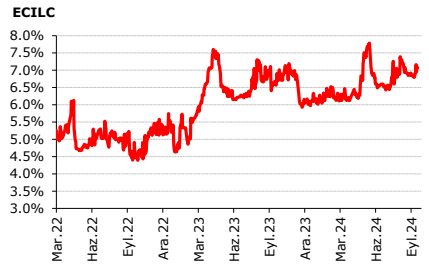
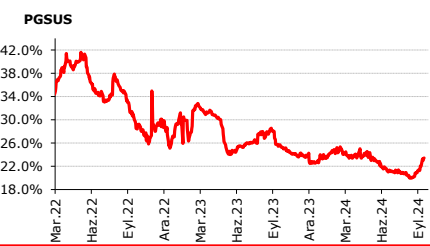
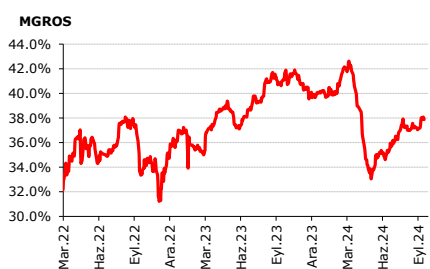
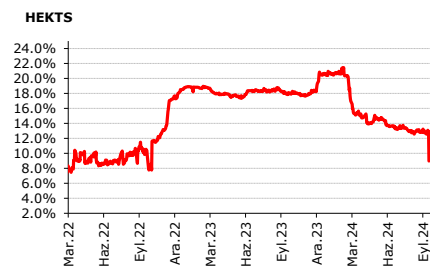
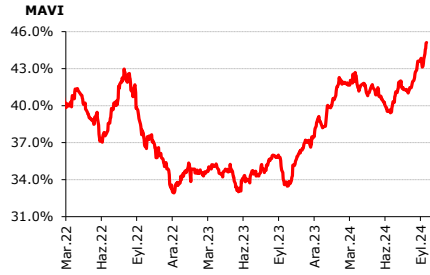


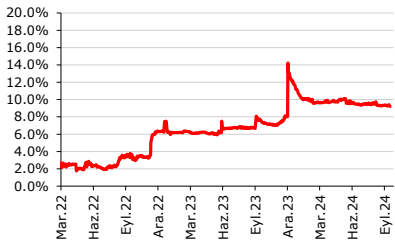
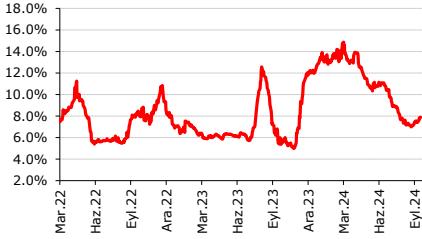
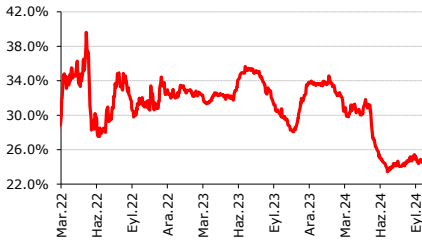
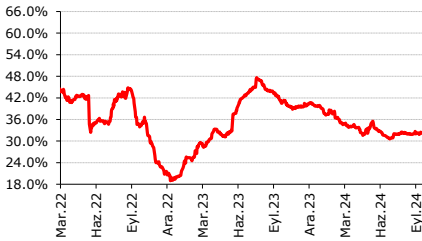
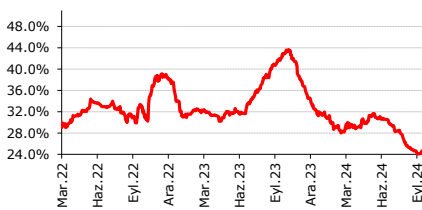
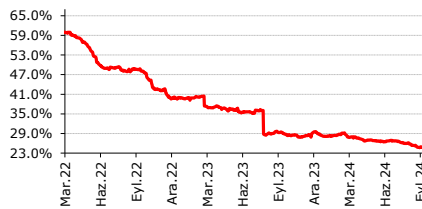
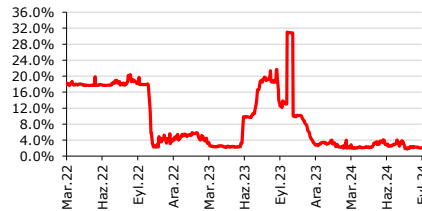
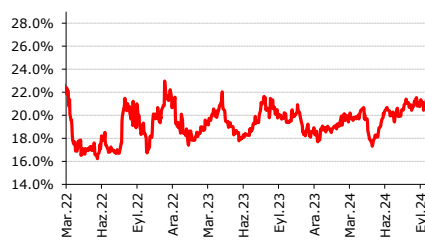
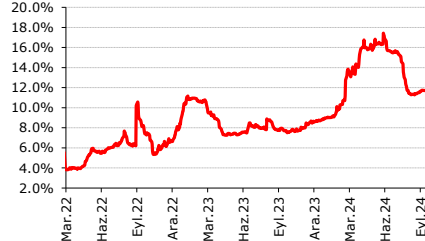
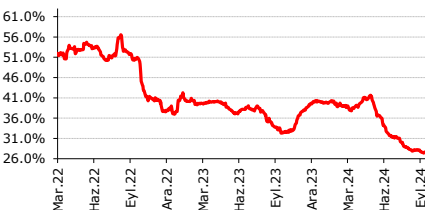
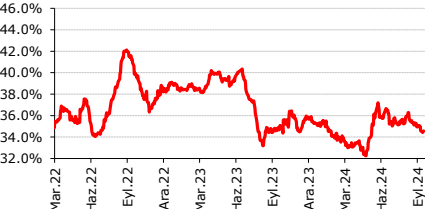
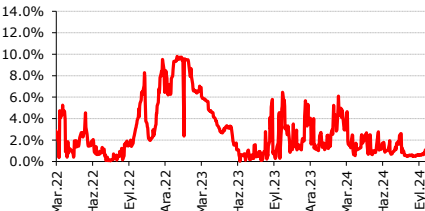
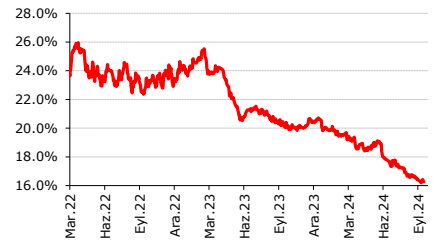
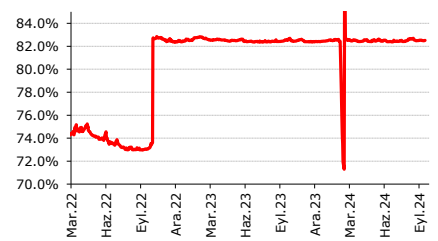
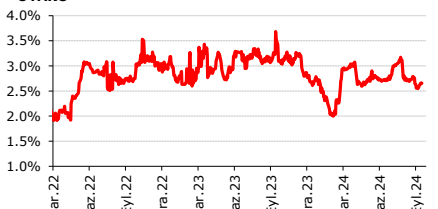
CIMS A



DOHOL





SASA**INDES****THYAO****TOASO****TTRAK****MPARK****UNLU****SELEC****TAVHL****TKFEN****VESEB****TUPRS****SOKM****YKSLN****SISE****TCELL****MNDTR****TTKOM****ULKER****OYAKC****EUREN**

Son 1 haftaya göre yabancı takas değişim sıralaması (Citi-Deut)

| Hisse | 29.12.2023 | 21.06.2024 | 21.08.2024 | 13.09.2024 | 20.09.2024 | YBB (bazp) | 3ay (bazp) | 1ay (bazp) | 1 hafta(bazp) |
|-------|------------|------------|------------|------------|------------|------------|------------|------------|---------------|
| GARAN | 10.34% | 9.47% | 8.85% | 8.31% | 8.53% | -181.33 | -93.79 | -32.01 | 22.19 |
| HALKB | 0.71% | 0.96% | 1.14% | 0.96% | 1.01% | 30.64 | 5.11 | -12.44 | 5.80 |
| ALBRK | 17.41% | 23.37% | 19.70% | 19.85% | 19.88% | 247.47 | -349.15 | 18.13 | 3.16 |
| TSKB | 20.23% | 19.60% | 17.03% | 17.71% | 17.72% | -250.93 | -188.70 | 68.38 | 0.33 |
| VAKBN | 2.42% | 2.28% | 1.95% | 1.66% | 1.58% | -83.63 | -69.32 | -36.71 | -7.89 |
| AKBNK | 55.05% | 54.47% | 53.41% | 52.14% | 51.76% | -329.24 | -270.86 | -164.67 | -37.58 |
| ISCTR | 38.65% | 38.40% | 34.95% | 31.83% | 31.38% | -727.31 | -702.76 | -357.35 | -45.06 |
| YKBNK | 35.58% | 39.13% | 36.14% | 36.02% | 34.77% | -80.93 | -435.49 | -136.99 | -124.60 |
| KOZAA | 20.19% | 15.80% | 15.53% | 15.18% | 19.72% | -47.09 | 392.07 | 419.20 | 453.86 |
| KOZAL | 24.01% | 15.80% | 17.63% | 18.22% | 20.02% | -398.65 | 422.52 | 239.57 | 180.37 |
| TTKOM | 13.94% | 19.00% | 21.23% | 21.75% | 23.14% | 920.15 | 414.05 | 190.65 | 139.21 |
| MAVI | 38.63% | 39.42% | 42.27% | 43.76% | 45.11% | 648.13 | 568.69 | 284.53 | 134.99 |
| KZBGY | 2.92% | 2.90% | 4.61% | 6.04% | 7.39% | 447.13 | 449.01 | 277.54 | 134.83 |
| BMSTL | 3.67% | 1.13% | 1.76% | 1.31% | 2.63% | -103.30 | 150.60 | 86.99 | 131.81 |
| PGSUS | 22.60% | 21.29% | 20.04% | 22.17% | 23.43% | 82.97 | 214.22 | 338.60 | 125.49 |
| NATEN | 24.65% | 25.48% | 25.81% | 29.46% | 30.70% | 604.32 | 521.28 | 488.10 | 123.16 |
| SKBNK | 6.89% | 6.55% | 5.22% | 4.46% | 5.57% | -132.10 | -98.33 | 34.57 | 111.01 |
| GOLTS | 4.83% | 7.60% | 4.44% | 4.02% | 5.11% | 27.79 | -249.27 | 66.62 | 108.33 |
| TERA | 20.16% | 21.01% | 20.48% | 24.68% | 25.69% | 553.22 | 468.54 | 521.05 | 101.39 |
| EUPWR | 8.35% | 17.58% | 8.83% | 8.46% | 9.42% | 107.03 | -816.31 | 59.06 | 95.97 |
| IPEKE | 7.09% | 5.83% | 9.11% | 6.97% | 7.92% | 82.97 | 209.19 | -119.12 | 94.98 |
| LOGO | 34.43% | 30.36% | 30.91% | 32.36% | 33.28% | -114.78 | 292.00 | 237.04 | 92.65 |
| EBEBK | 9.42% | 6.79% | 9.38% | 9.60% | 10.53% | 110.76 | 374.21 | 114.84 | 92.60 |
| TKFEN | 18.79% | 19.95% | 21.24% | 20.43% | 21.35% | 255.77 | 140.17 | 11.34 | 92.19 |
| KRDMD | 13.78% | 16.20% | 15.00% | 12.89% | 13.76% | -1.78 | -243.34 | -123.57 | 87.18 |
| GESAN | 8.65% | 13.90% | 7.25% | 7.26% | 8.00% | -64.24 | -589.29 | 75.15 | 74.35 |
| CLEBI | 1.09% | 2.33% | 3.60% | 4.10% | 4.80% | 371.33 | 246.67 | 120.50 | 70.37 |
| ENJSA | 24.89% | 20.72% | 19.17% | 19.25% | 19.89% | -500.24 | -82.88 | 71.62 | 63.97 |
| EREGL | 18.71% | 20.50% | 17.17% | 16.75% | 17.37% | -134.67 | -313.21 | 19.45 | 62.08 |
| DYOBY | 0.50% | 2.54% | 0.67% | 0.60% | 1.21% | 71.09 | -132.48 | 54.32 | 61.82 |
| MAALT | 5.81% | 0.35% | 0.18% | 0.36% | 0.95% | -486.54 | 59.20 | 76.24 | 58.54 |
| TTRAK | 31.61% | 30.53% | 24.99% | 24.17% | 24.75% | -686.03 | -578.34 | -24.41 | 57.61 |
| ESCOM | 8.40% | 13.87% | 0.90% | 1.70% | 2.27% | -612.42 | -1160.06 | 137.56 | 57.03 |
| TRGYO | 8.81% | 9.98% | 9.93% | 10.86% | 11.43% | 262.57 | 145.42 | 149.61 | 56.70 |
| PETKM | 10.55% | 12.15% | 11.71% | 10.80% | 11.33% | 78.35 | -81.86 | -37.89 | 53.50 |
| DOHOL | 16.91% | 15.06% | 15.46% | 14.53% | 15.05% | -186.51 | -0.97 | -40.70 | 52.11 |
| BIMAS | 49.36% | 48.89% | 48.56% | 49.33% | 49.84% | 48.15 | 95.38 | 128.06 | 51.64 |
| EGEEN | 10.29% | 10.98% | 11.15% | 10.36% | 10.85% | 56.08 | -13.38 | -30.66 | 49.05 |
| MTRKS | 10.04% | 1.05% | 3.00% | 3.81% | 4.30% | -574.12 | 325.01 | 130.06 | 48.45 |
| PKART | 31.85% | 35.70% | 36.17% | 34.58% | 35.06% | 320.66 | -64.53 | -110.66 | 47.77 |
| TOASO | 39.76% | 31.45% | 32.09% | 31.82% | 32.28% | -748.33 | 82.18 | 18.35 | 46.13 |
| INDES | 12.03% | 10.85% | 7.23% | 7.44% | 7.89% | -413.97 | -296.62 | 65.45 | 44.70 |
| AKGRT | 20.05% | 23.29% | 21.44% | 21.97% | 22.40% | 234.32 | -89.11 | 95.77 | 42.52 |
| ALARK | 9.69% | 16.99% | 11.33% | 10.90% | 11.30% | 161.18 | -569.54 | -3.25 | 39.80 |
| AFYON | 1.11% | 0.97% | 0.83% | 1.16% | 1.56% | 44.83 | 58.88 | 72.65 | 39.62 |
| YKSLN | 1.14% | 1.12% | 0.55% | 0.70% | 1.08% | -6.18 | -3.60 | 53.36 | 38.34 |
| KRVGD | 11.59% | 11.42% | 11.45% | 10.92% | 11.30% | -28.31 | -11.45 | -15.08 | 38.03 |
| CIMSA | 8.39% | 8.45% | 7.94% | 7.55% | 7.92% | -47.23 | -53.49 | -1.93 | 36.90 |
| OZKGY | 7.04% | 6.97% | 9.07% | 9.20% | 9.56% | 252.29 | 258.84 | 49.34 | 35.71 |
| ODAS | 12.29% | 11.25% | 11.07% | 8.99% | 9.33% | -296.16 | -192.08 | -174.19 | 34.48 |
| ALFAS | 8.44% | 8.85% | 8.28% | 8.11% | 8.45% | 0.91 | -40.08 | 16.75 | 33.91 |
| TMSN | 1.74% | 1.78% | 1.53% | 2.12% | 2.45% | 71.38 | 67.49 | 92.74 | 33.53 |
| VAKKO | 19.71% | 21.67% | 20.74% | 21.75% | 22.08% | 237.61 | 41.36 | 133.84 | 32.99 |
| PSGYO | 5.37% | 6.61% | 1.97% | 1.29% | 1.61% | -375.74 | -499.90 | -35.16 | 32.77 |
| ALKIM | 8.15% | 6.48% | 6.37% | 6.24% | 6.57% | -158.51 | 9.15 | 20.26 | 32.53 |
| ARCLK | 16.19% | 16.42% | 16.27% | 15.16% | 15.49% | -70.07 | -93.14 | -78.18 | 32.50 |
| ORGE | 6.86% | 13.48% | 14.07% | 14.63% | 14.94% | 808.08 | 145.62 | 86.72 | 30.98 |
| ARDYZ | 2.69% | 2.69% | 2.49% | 2.15% | 2.44% | -24.85 | -25.16 | -4.99 | 28.72 |
| DGNMO | 1.09% | 2.40% | 1.44% | 1.67% | 1.96% | 86.78 | -43.95 | 51.30 | 28.68 |
| GENIL | 20.76% | 18.48% | 19.97% | 21.88% | 22.16% | 139.79 | 368.18 | 219.24 | 28.33 |

| | | | | | | | | | |
|-------|--------|--------|--------|--------|--------|----------|---------|---------|-------|
| IMASM | 4.32% | 3.72% | 3.57% | 3.29% | 3.57% | -74.70 | -15.30 | -0.41 | 27.44 |
| CEMTS | 2.12% | 1.69% | 2.66% | 1.93% | 2.20% | 7.33 | 50.55 | -46.45 | 26.92 |
| CMBTN | 0.68% | 0.99% | 0.93% | 0.86% | 1.13% | 45.58 | 14.31 | 19.92 | 26.87 |
| ECILC | 6.11% | 6.59% | 6.94% | 6.80% | 7.06% | 95.19 | 46.61 | 11.92 | 26.32 |
| BERA | 10.41% | 9.04% | 9.61% | 10.10% | 10.36% | -4.75 | 131.86 | 74.50 | 25.97 |
| KONYA | 6.21% | 6.39% | 6.19% | 6.08% | 6.33% | 12.06 | -6.04 | 14.60 | 25.73 |
| BIENY | 4.62% | 3.78% | 3.66% | 3.78% | 4.03% | -59.81 | 24.91 | 36.30 | 24.51 |
| ADGYO | 4.46% | 1.09% | 4.14% | 5.50% | 5.73% | 127.36 | 464.82 | 159.70 | 23.49 |
| YEOTK | 5.19% | 6.59% | 6.74% | 6.48% | 6.71% | 151.34 | 12.05 | -3.59 | 22.59 |
| ALCTL | 0.77% | 4.21% | 3.08% | 3.34% | 3.56% | 278.87 | -64.84 | 47.55 | 21.89 |
| TURSG | 2.45% | 5.83% | 6.23% | 5.98% | 6.19% | 374.42 | 35.80 | -3.67 | 21.41 |
| GSDHO | 8.55% | 9.48% | 9.11% | 8.89% | 9.10% | 54.99 | -37.31 | -0.47 | 20.96 |
| GLYHO | 20.07% | 21.09% | 21.09% | 21.62% | 21.83% | 175.38 | 74.06 | 74.06 | 20.47 |
| LKMNH | 4.12% | 11.36% | 8.23% | 9.61% | 9.81% | 568.98 | -155.15 | 157.55 | 20.00 |
| LINK | 0.76% | 2.83% | 9.19% | 9.87% | 10.06% | 930.24 | 723.31 | 87.56 | 18.93 |
| EUREN | 4.02% | 5.62% | 5.92% | 5.98% | 6.16% | 214.55 | 54.98 | 24.65 | 18.82 |
| PEKGY | 18.30% | 5.63% | 4.89% | 4.84% | 5.03% | -1326.63 | -60.23 | 13.71 | 18.75 |
| KCAER | 13.70% | 16.34% | 16.50% | 16.81% | 16.98% | 327.71 | 63.32 | 48.14 | 16.87 |
| THYAO | 33.45% | 24.20% | 24.84% | 24.55% | 24.71% | -873.37 | 51.71 | -12.10 | 16.84 |
| ZOREN | 6.58% | 8.13% | 8.56% | 8.35% | 8.52% | 193.39 | 38.98 | -4.66 | 16.75 |
| YATAS | 14.90% | 15.23% | 14.71% | 14.67% | 14.83% | -6.82 | -39.31 | 12.29 | 16.49 |
| AYDEM | 6.08% | 9.76% | 10.80% | 10.76% | 10.92% | 483.80 | 115.98 | 11.54 | 15.95 |
| ISGYO | 12.01% | 10.70% | 10.63% | 10.65% | 10.81% | -119.98 | 10.59 | 17.57 | 15.88 |
| QUAGR | 3.81% | 3.57% | 3.10% | 4.43% | 4.59% | 77.78 | 101.42 | 148.56 | 15.67 |
| BRISA | 10.05% | 8.57% | 8.64% | 8.43% | 8.58% | -146.98 | 1.08 | -5.80 | 15.56 |
| KAYSE | 12.55% | 10.51% | 9.79% | 9.52% | 9.68% | -286.84 | -83.40 | -11.11 | 15.27 |
| EKGYO | 14.26% | 14.69% | 15.33% | 13.40% | 13.55% | -70.79 | -114.62 | -177.96 | 15.03 |
| KAREL | 2.90% | 4.62% | 4.89% | 5.21% | 5.35% | 245.39 | 73.86 | 46.55 | 14.45 |
| ISDMR | 6.21% | 5.89% | 6.82% | 6.03% | 6.16% | -4.66 | 26.85 | -65.90 | 13.55 |
| PNSUT | 1.52% | 1.50% | 1.99% | 1.51% | 1.64% | 11.71 | 13.91 | -34.40 | 13.27 |
| ULKER | 12.32% | 11.17% | 13.61% | 13.58% | 13.71% | 138.60 | 253.93 | 10.08 | 12.68 |
| BIZIM | 3.59% | 1.57% | 0.77% | 1.27% | 1.39% | -219.66 | -17.71 | 61.87 | 12.66 |
| ALCAR | 0.47% | 0.80% | 0.40% | 0.25% | 0.38% | -9.30 | -42.14 | -2.05 | 12.61 |
| IZMDC | 4.95% | 4.12% | 4.29% | 4.36% | 4.48% | -47.31 | 36.17 | 18.47 | 11.92 |
| SMRTG | 12.24% | 11.00% | 10.97% | 10.73% | 10.85% | -138.55 | -14.83 | -12.21 | 11.83 |
| TUPRS | 40.20% | 31.69% | 28.18% | 27.39% | 27.51% | -1269.86 | -418.72 | -67.36 | 11.82 |
| RYGYO | 18.28% | 23.20% | 25.10% | 24.98% | 25.10% | 681.75 | 189.16 | 0.04 | 11.66 |
| FROTO | 39.04% | 39.11% | 37.04% | 36.02% | 36.14% | -290.89 | -297.31 | -90.32 | 11.48 |
| BAGFS | 4.00% | 3.74% | 4.73% | 3.88% | 4.00% | -0.33 | 25.83 | -73.55 | 11.31 |
| MAGEN | 18.40% | 48.41% | 45.62% | 45.01% | 45.12% | 2671.55 | -329.94 | -50.26 | 10.35 |
| TATGD | 7.29% | 6.44% | 6.15% | 5.61% | 5.71% | -158.61 | -72.95 | -43.70 | 10.29 |
| KMPUR | 8.26% | 7.55% | 7.73% | 7.62% | 7.71% | -54.24 | 16.70 | -1.65 | 9.53 |
| AGESA | 26.34% | 37.86% | 40.46% | 42.55% | 42.64% | 1629.37 | 477.84 | 217.80 | 8.39 |
| NUHCM | 18.93% | 18.97% | 17.52% | 17.21% | 17.29% | -163.52 | -167.77 | -23.18 | 7.79 |
| GOZDE | 6.47% | 6.52% | 6.41% | 6.52% | 6.59% | 11.96 | 6.94 | 17.93 | 7.32 |
| SISE | 20.62% | 17.70% | 16.73% | 16.19% | 16.27% | -435.09 | -143.46 | -46.46 | 7.20 |
| YYLGD | 3.28% | 4.34% | 4.19% | 4.08% | 4.15% | 87.55 | -18.54 | -3.55 | 6.95 |
| RYSAS | 57.06% | 58.45% | 58.67% | 58.81% | 58.88% | 182.21 | 42.40 | 20.58 | 6.64 |
| POLTK | 27.84% | 41.60% | 40.80% | 40.58% | 40.64% | 1279.91 | -95.60 | -15.30 | 6.46 |
| KERVT | 1.84% | 3.36% | 3.29% | 3.69% | 3.76% | 192.18 | 40.16 | 46.86 | 6.42 |
| OYAKC | 2.65% | 2.71% | 2.71% | 2.60% | 2.66% | 1.01 | -5.66 | -4.85 | 5.44 |
| KARTN | 1.20% | 1.19% | 1.40% | 1.38% | 1.43% | 23.43 | 24.58 | 3.31 | 5.38 |
| AKSEN | 3.64% | 3.81% | 4.60% | 3.83% | 3.89% | 24.36 | 7.48 | -71.86 | 5.15 |
| BUCIM | 3.80% | 3.64% | 3.81% | 3.76% | 3.81% | 0.53 | 16.82 | -0.39 | 5.06 |
| MPARK | 28.54% | 26.85% | 25.21% | 24.92% | 24.97% | -356.68 | -187.59 | -23.69 | 4.89 |
| MIATK | 6.81% | 8.97% | 9.68% | 9.72% | 9.77% | 295.87 | 79.25 | 8.49 | 4.57 |
| AKCNS | 17.03% | 10.46% | 10.08% | 10.17% | 10.21% | -682.19 | -24.85 | 13.25 | 4.09 |
| PETUN | 0.96% | 1.21% | 0.59% | 0.24% | 0.28% | -68.07 | -93.17 | -31.30 | 3.97 |
| DMRGD | 1.61% | 1.22% | 1.57% | 0.52% | 0.56% | -104.67 | -66.04 | -100.49 | 3.94 |
| SARKY | 6.47% | 6.13% | 6.03% | 5.95% | 5.99% | -47.41 | -13.94 | -4.21 | 3.79 |
| AKFGY | 3.44% | 4.19% | 3.87% | 3.81% | 3.85% | 40.73 | -33.83 | -2.32 | 3.73 |
| DEVA | 1.84% | 2.50% | 0.61% | 0.44% | 0.48% | -135.39 | -202.06 | -12.85 | 3.73 |
| ISMEN | 29.05% | 25.34% | 24.58% | 24.43% | 24.47% | -458.09 | -87.17 | -11.16 | 3.68 |

| | | | | | | | | | |
|-------|--------|--------|--------|--------|--------|----------|---------|---------|--------|
| ESCAR | 12.99% | 18.41% | 18.55% | 19.52% | 19.55% | 656.48 | 114.34 | 100.78 | 3.55 |
| TUKAS | 2.20% | 1.94% | 1.87% | 1.89% | 1.93% | -27.27 | -1.80 | 6.01 | 3.39 |
| TKNSA | 12.89% | 13.73% | 8.64% | 4.03% | 4.06% | -882.45 | -966.78 | -457.75 | 3.13 |
| GOODY | 49.73% | 49.43% | 49.68% | 49.19% | 49.21% | -51.74 | -21.99 | -46.60 | 2.24 |
| BRYAT | 4.93% | 3.35% | 3.91% | 2.84% | 2.86% | -207.00 | -49.07 | -104.84 | 2.08 |
| NTHOL | 4.16% | 4.34% | 3.61% | 3.69% | 3.71% | -45.62 | -62.97 | 9.50 | 1.81 |
| NTGAZ | 0.24% | 1.04% | 3.49% | 1.14% | 1.15% | 91.48 | 11.27 | -233.62 | 1.48 |
| MNDTR | 82.43% | 82.42% | 82.69% | 82.49% | 82.51% | 7.88 | 8.84 | -18.49 | 1.47 |
| SNGYO | 4.19% | 4.46% | 6.04% | 6.63% | 6.65% | 246.03 | 218.79 | 61.13 | 1.44 |
| SELEC | 18.40% | 18.95% | 12.48% | 13.17% | 13.18% | -522.32 | -576.71 | 69.90 | 0.87 |
| BIOEN | 11.96% | 7.44% | 7.76% | 6.89% | 6.89% | -506.11 | -54.57 | -86.73 | 0.80 |
| ANHYT | 6.76% | 10.06% | 12.77% | 12.25% | 12.25% | 548.51 | 218.41 | -51.89 | 0.02 |
| UZEL | 12.33% | 12.34% | 12.34% | 12.34% | 12.34% | 0.21 | 0.00 | 0.00 | 0.00 |
| VESTL | 7.99% | 5.98% | 7.63% | 7.34% | 7.34% | -65.14 | 136.48 | -28.86 | -0.08 |
| DOAS | 25.04% | 21.09% | 16.25% | 15.19% | 15.18% | -986.31 | -590.96 | -107.16 | -0.99 |
| AKSGY | 27.31% | 27.74% | 27.74% | 27.70% | 27.69% | 37.50 | -4.74 | -4.80 | -1.04 |
| AHGAZ | 8.81% | 10.88% | 10.55% | 10.63% | 10.61% | 180.66 | -26.06 | 6.52 | -1.07 |
| KLNMA | 6.85% | 5.55% | 5.50% | 5.48% | 5.47% | -137.69 | -8.42 | -3.04 | -1.26 |
| HLGYO | 0.65% | 1.42% | 1.52% | 1.29% | 1.27% | 62.19 | -14.23 | -24.72 | -1.27 |
| KONTR | 8.91% | 9.01% | 9.99% | 9.64% | 9.62% | 71.18 | 60.90 | -37.41 | -1.61 |
| SOKM | 35.29% | 36.60% | 35.55% | 34.59% | 34.56% | -72.26 | -203.69 | -98.76 | -2.10 |
| GWIND | 10.23% | 11.53% | 8.26% | 8.19% | 8.17% | -206.16 | -336.12 | -9.58 | -2.44 |
| CRFSA | 12.70% | 9.78% | 7.78% | 10.08% | 10.05% | -264.79 | 27.55 | 226.88 | -2.57 |
| INVES | 14.36% | 8.08% | 8.22% | 8.84% | 8.81% | -554.18 | 73.10 | 59.58 | -2.59 |
| OYYAT | 9.43% | 7.77% | 7.74% | 7.73% | 7.70% | -172.95 | -6.56 | -4.18 | -2.76 |
| SASA | 11.81% | 9.47% | 9.35% | 9.26% | 9.21% | -259.20 | -25.28 | -13.55 | -4.73 |
| PENTA | 19.08% | 5.82% | 7.13% | 6.27% | 6.22% | -1285.63 | 40.48 | -90.94 | -4.99 |
| AEFES | 56.32% | 53.73% | 53.64% | 54.99% | 54.94% | -138.39 | 120.61 | 129.45 | -5.12 |
| AYGAZ | 9.12% | 10.31% | 9.84% | 9.77% | 9.71% | 59.82 | -59.70 | -12.22 | -5.77 |
| AKSA | 18.69% | 19.03% | 18.78% | 18.18% | 18.12% | -57.51 | -90.76 | -66.54 | -6.05 |
| ASELS | 29.71% | 30.88% | 31.96% | 31.98% | 31.91% | 220.57 | 103.24 | -4.65 | -6.29 |
| OTKAR | 11.13% | 12.26% | 12.31% | 13.52% | 13.46% | 232.61 | 119.84 | 114.87 | -6.53 |
| ASUZU | 6.76% | 6.46% | 6.86% | 6.21% | 6.14% | -61.96 | -32.16 | -72.18 | -7.11 |
| ECZYT | 3.80% | 4.39% | 4.35% | 4.48% | 4.41% | 60.76 | 1.56 | 5.43 | -7.57 |
| BASGZ | 4.25% | 10.39% | 10.18% | 9.26% | 9.18% | 492.95 | -120.98 | -99.77 | -7.65 |
| CANTE | 5.01% | 7.54% | 7.31% | 6.90% | 6.83% | 181.75 | -71.31 | -48.12 | -7.74 |
| SMART | 4.50% | 1.13% | 2.12% | 0.63% | 0.54% | -395.32 | -58.61 | -157.35 | -9.02 |
| CCOLA | 79.41% | 83.09% | 80.65% | 80.05% | 79.96% | 54.51 | -313.91 | -69.43 | -9.20 |
| ISFIN | 18.57% | 13.80% | 10.99% | 10.32% | 10.23% | -833.69 | -356.92 | -76.17 | -9.22 |
| KORDS | 8.87% | 7.75% | 8.65% | 8.36% | 8.26% | -61.12 | 50.79 | -39.30 | -10.36 |
| AGHOL | 21.82% | 19.50% | 20.84% | 20.81% | 20.71% | -111.61 | 121.05 | -12.80 | -10.79 |
| NETAS | 0.38% | 2.13% | 1.38% | 1.11% | 1.00% | 62.54 | -112.11 | -37.79 | -10.91 |
| HTTBT | 16.49% | 19.65% | 19.09% | 19.69% | 19.58% | 308.36 | -7.62 | 48.55 | -11.65 |
| MGROS | 40.09% | 35.18% | 37.40% | 38.01% | 37.88% | -220.85 | 269.84 | 47.98 | -13.10 |
| VESBE | 8.75% | 15.65% | 11.29% | 11.73% | 11.58% | 283.26 | -406.47 | 29.63 | -14.05 |
| SKTAS | 0.56% | 1.33% | 0.80% | 1.31% | 1.13% | 57.71 | -19.90 | 33.79 | -18.12 |
| TAVHL | 42.60% | 46.23% | 46.44% | 48.05% | 47.87% | 527.12 | 164.17 | 143.00 | -18.15 |
| SAHOL | 46.84% | 47.30% | 45.38% | 43.77% | 43.58% | -325.50 | -371.79 | -179.58 | -18.65 |
| POLHO | 7.50% | 6.17% | 7.20% | 6.97% | 6.77% | -72.63 | 60.71 | -42.51 | -19.97 |
| RAYSG | 89.99% | 92.16% | 92.03% | 91.54% | 91.33% | 133.81 | -82.82 | -69.61 | -20.75 |
| TRCAS | 1.54% | 2.43% | 2.13% | 1.78% | 1.55% | 0.76 | -88.52 | -58.10 | -23.10 |
| GENTS | 11.90% | 3.21% | 3.35% | 3.05% | 2.81% | -908.13 | -39.97 | -53.24 | -23.11 |
| PINSU | 4.28% | 2.77% | 0.89% | 0.67% | 0.41% | -386.60 | -235.44 | -47.89 | -26.05 |
| VAKFN | 13.94% | 14.46% | 14.73% | 14.63% | 14.36% | 41.37 | -10.22 | -36.87 | -27.29 |
| DESA | 12.09% | 13.90% | 10.95% | 10.52% | 10.25% | -184.02 | -365.14 | -70.41 | -27.42 |
| ENKAI | 29.16% | 27.26% | 28.82% | 29.55% | 29.28% | 12.01 | 202.33 | 45.54 | -27.45 |
| LYDHO | 4.32% | 2.59% | 4.15% | 6.21% | 5.93% | 160.16 | 333.93 | 178.03 | -28.45 |
| UNLU | 3.42% | 2.73% | 2.25% | 1.99% | 1.70% | -171.92 | -102.62 | -55.13 | -28.49 |
| ALGYO | 2.19% | 2.59% | 3.87% | 2.49% | 2.20% | 0.55 | -39.30 | -166.81 | -29.63 |
| ASTOR | 7.09% | 5.83% | 11.87% | 10.14% | 9.82% | 273.14 | 399.04 | -205.59 | -32.21 |
| KCHOL | 59.84% | 57.06% | 55.14% | 53.15% | 52.82% | -702.37 | -423.60 | -231.92 | -32.73 |
| VERUS | 38.54% | 39.52% | 40.02% | 39.88% | 39.52% | 98.27 | 0.51 | -49.88 | -35.29 |
| KARSN | 2.67% | 4.14% | 3.04% | 3.18% | 2.71% | 4.11 | -142.61 | -32.87 | -46.56 |

| | | | | | | | | | |
|--------------|--------|--------|--------|--------|--------|----------|---------|---------|---------|
| BRSAN | 13.16% | 9.46% | 8.30% | 8.36% | 7.85% | -530.95 | -161.34 | -45.48 | -51.06 |
| DOCO | 41.23% | 29.65% | 25.80% | 22.81% | 22.29% | -1894.04 | -736.01 | -350.63 | -51.28 |
| TCELL | 69.31% | 63.51% | 60.11% | 60.03% | 59.47% | -984.00 | -404.03 | -64.11 | -56.02 |
| ARENA | 25.29% | 24.06% | 23.34% | 23.33% | 22.75% | -253.51 | -131.10 | -58.33 | -57.81 |
| ELITE | 13.71% | 2.01% | 1.23% | 1.83% | 1.04% | -1267.31 | -96.51 | -19.07 | -79.28 |
| GUBRF | 7.39% | 7.96% | 9.07% | 10.67% | 9.50% | 211.06 | 153.77 | 43.12 | -116.89 |
| CWENE | 7.45% | 12.09% | 11.04% | 10.79% | 8.73% | 128.03 | -335.55 | -231.08 | -206.10 |
| IHAAS | 39.83% | 43.10% | 38.72% | 38.65% | 35.43% | -439.47 | -766.93 | -328.47 | -321.53 |
| HEKTS | 20.64% | 13.71% | 13.12% | 12.59% | 8.99% | -1165.50 | -471.93 | -413.61 | -360.63 |

*Veriler Citibank+Deutsche takasını içermektedir.

AKYatırım

Bu rapor, Ak Yatırım Menkul Değerler A.Ş. tarafından, güvenilir olduğuna inanılan kaynaklardan elde edilen bilgi ve veriler kullanılarak hazırlanmıştır. Raporunda yer alan ifadeler, hiçbir şekilde veya suretle alış veya satış teklifi olarak değerlendirilmemelidir. Ak Yatırım, bu bilgilerin doğru, eksiksiz ve değişmez olduğunu garanti etmemektedir. Bu sebeple, okuyucuların, bu raporlardan elde edilen bilgilere dayanarak hareket etmeden önce, bilgilerin doğruluğunu teyit ettirmeleri önerilir ve bu bilgilere dayanarak aldıkları kararlarda sorumluluk kendilerine aittir. Bilgilerin eksikliği ve yanlışlığından Ak Yatırım hiçbir şekilde sorumlu tutulamaz. Ayrıca, Ak Yatırım'ın ve Akbank'ın tüm çalışanları ve danışmanlarının, herhangi bir şekilde bilgiler dolayısıyla ortaya çıkabilecek, doğrudan veya dolaylı zararlarla ilgili herhangi bir sorumluluğu yoktur. Burada yer alan bilgiler, bir yatırım tavsiyesi, yatırım aracının alım-satım önerisi ya da getiri vaadi değildir ve Yatırım Danışmanlığı kapsamında yer almamaktadır. Yatırım Danışmanlığı hizmeti; aracı kurumlar, portföy yönetim şirketleri, mevduat kabul etmeyen bankalar ile müşteri arasında imzalanacak Yatırım Danışmanlığı sözleşmesi çerçevesinde sunulmaktadır. Bunlara ilaveten, Ak Yatırım, raporların Internet üzerinden e-mail yoluyla alınması durumunda virüs, hatalı gönderim veya diğer herhangi bir teknik sebepten dolayı alıcının donanımına veya yazılımına gelebilecek herhangi bir zarardan dolayı sorumlu tutulamaz.

© Ak Yatırım Menkul Değerler A.Ş.