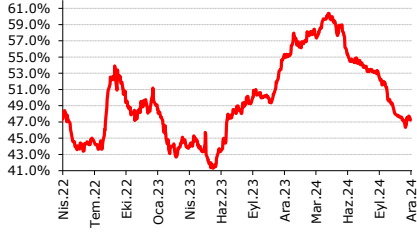
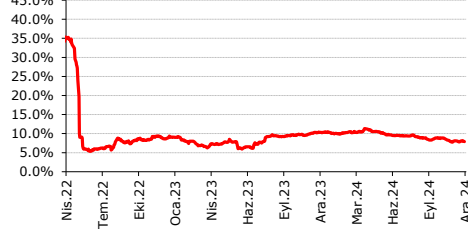


AKBNK -



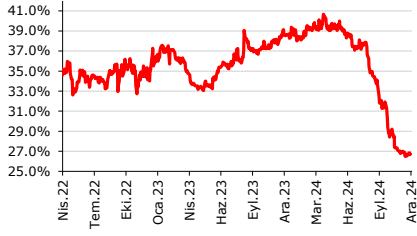
GARAN -



HALKB -



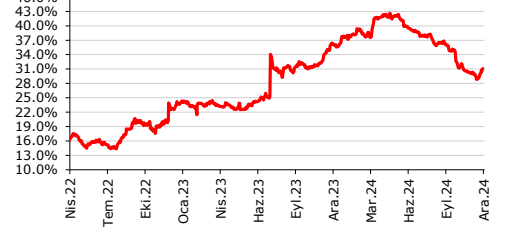
ISCTR -



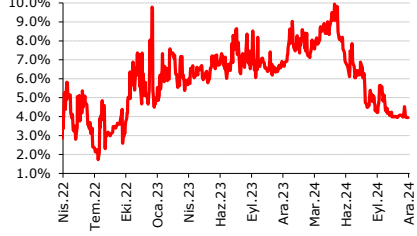
YAKBN -



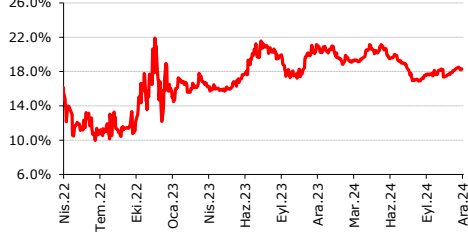
YKBNK -



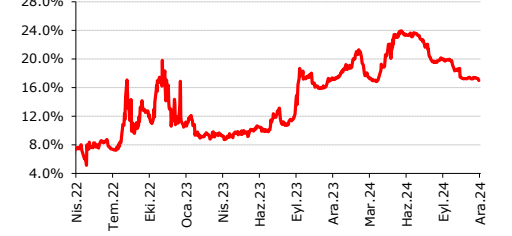
SKBNK -



TSKB -



ALBRK -



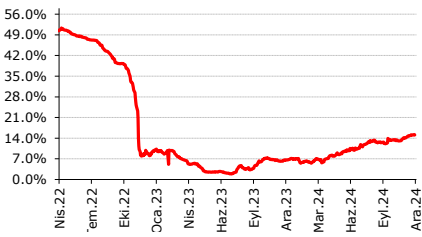
AKCNS



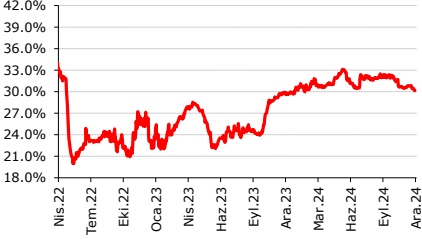
AKGR7



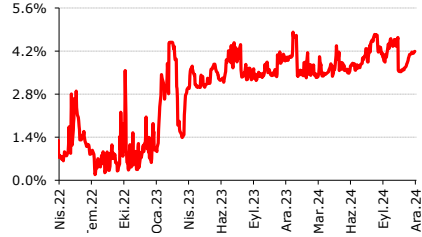
ANHYT



ASELS



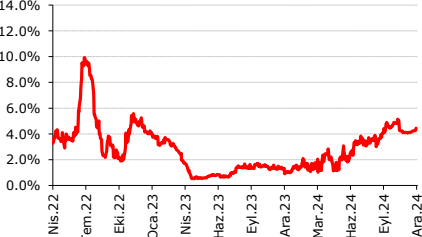
BAGFS



BIZIM



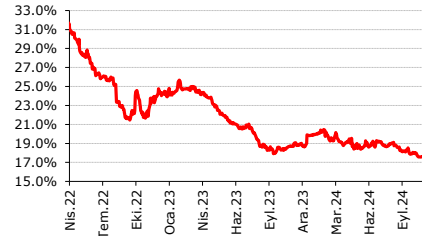
CLEBI



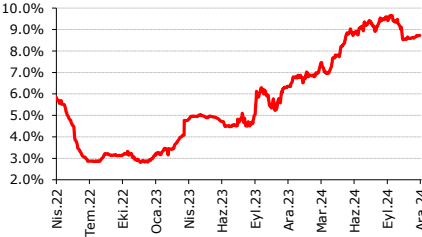
AEFES



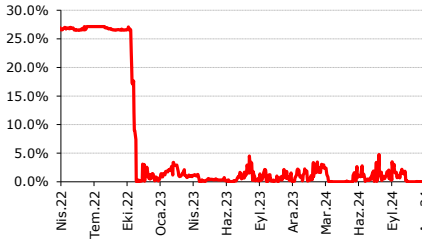
AKSA



ANSGR



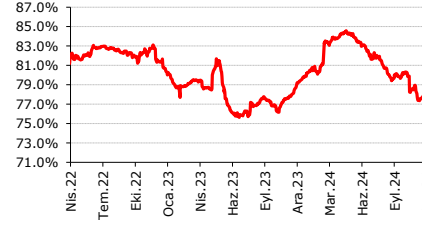
FONET



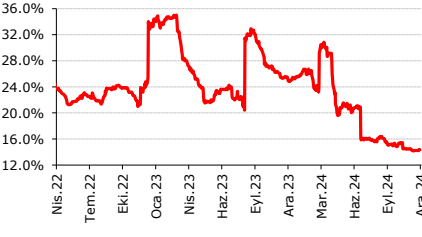
YATAS



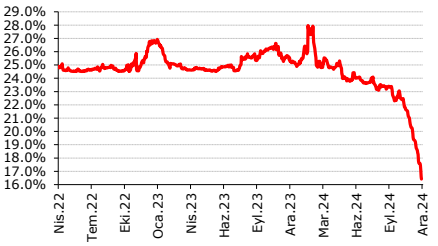
CCOLA



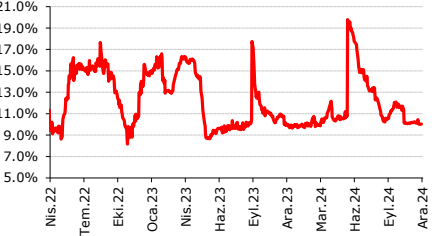
DOAS



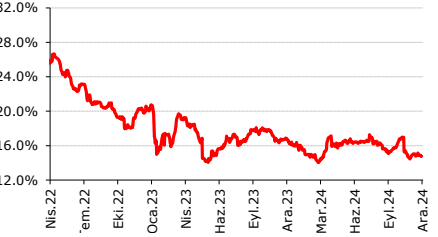
ARENA



ALARK



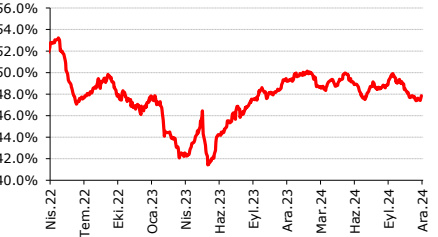
ARCLK



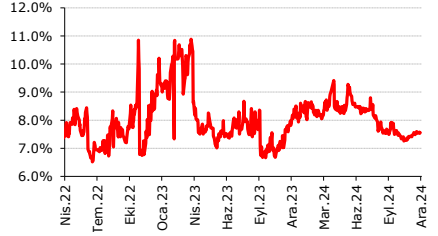
AYGAZ



BIMAS

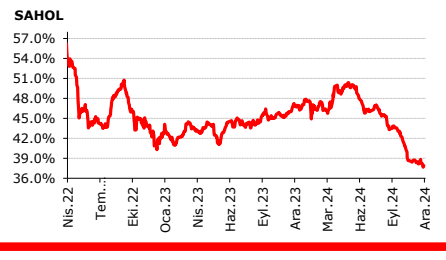
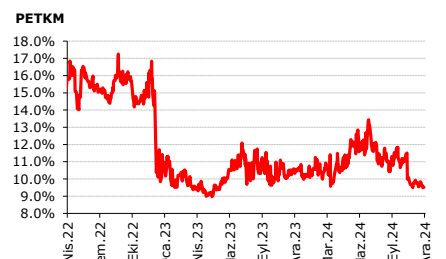
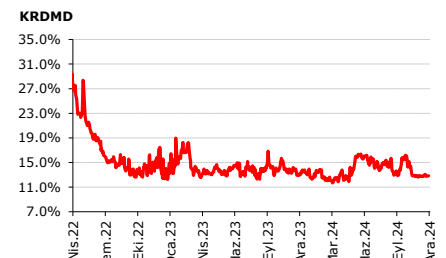
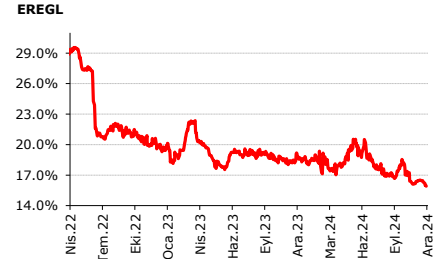
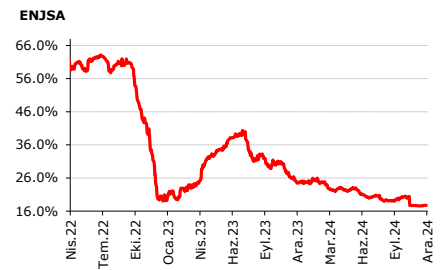
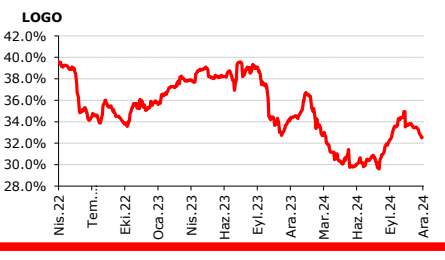
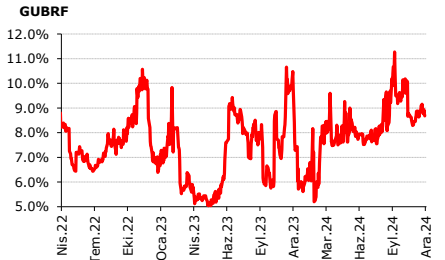
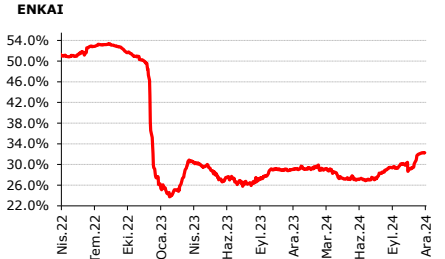
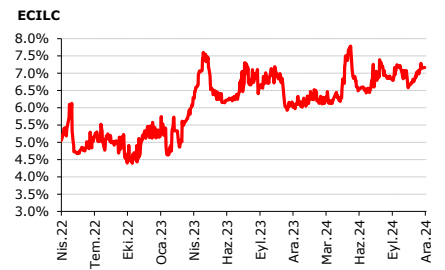
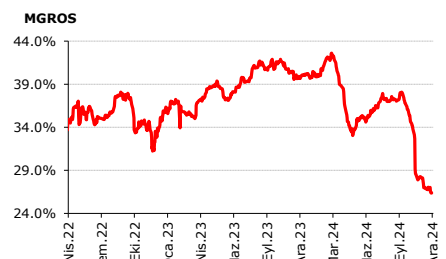
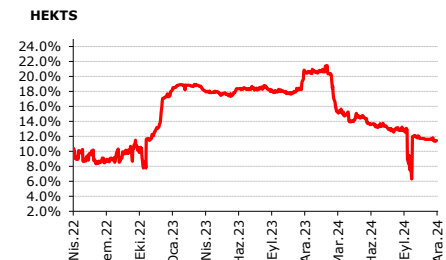
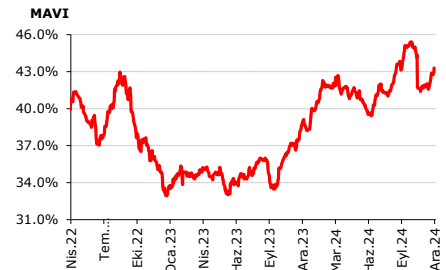


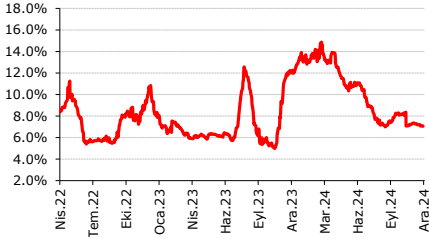
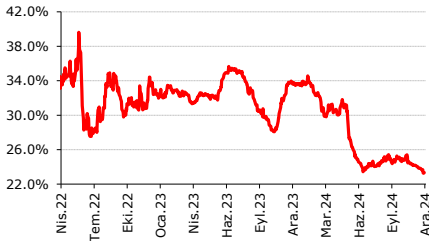
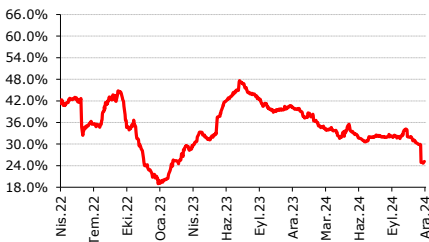
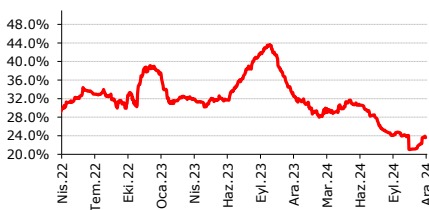
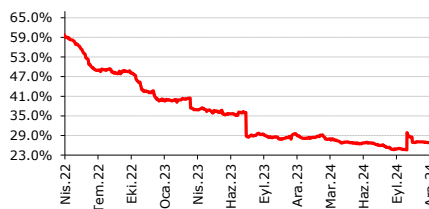
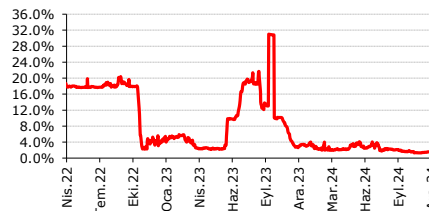
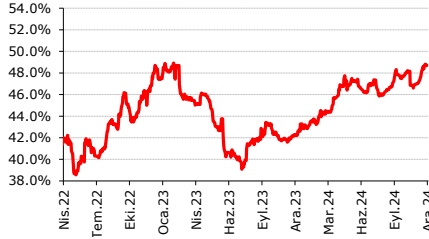
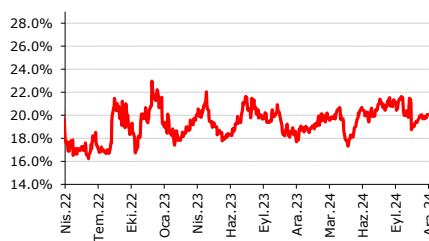
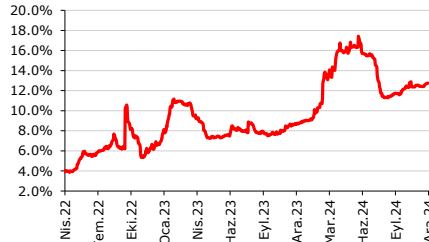
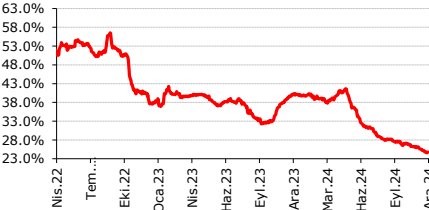
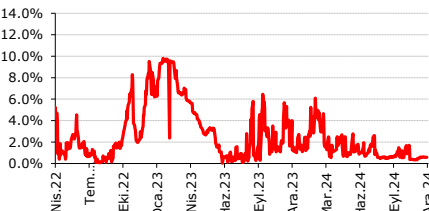
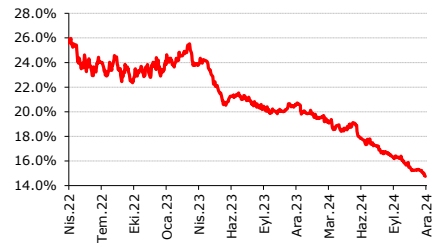
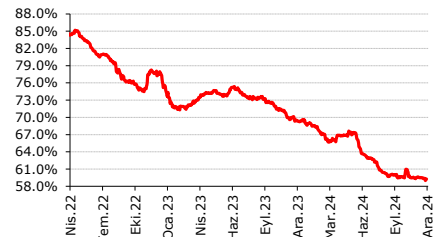
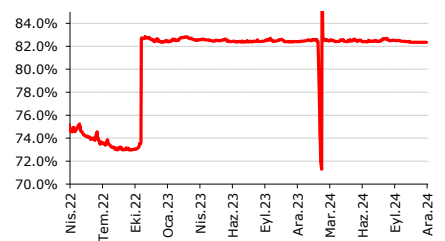
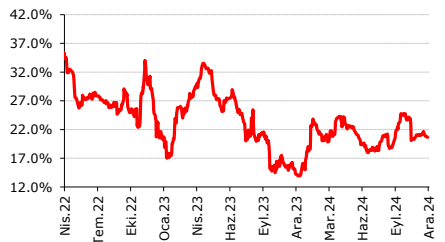
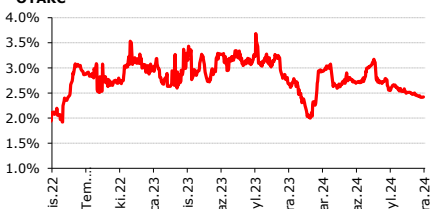
CIMS A



DOHOL





SASA**INDES****THYAO****TOASO****TTRAK****MPARK****UNLU****SELEC****TAVHL****TKFEN****VESBE****TUPRS****SOKM****YKSLN****SISE****TCELL****MNDTR****TTKOM****ULKER****OYAKC****EUREN**

Son 1 haftaya göre yabancı takas değişim sıralaması (Citi-Deut)

Hisse	29.12.2023	06.09.2024	06.11.2024	29.11.2024	06.12.2024	YBB (bazp)	3ay (bazp)	1ay (bazp)	1 hafta(bazp)
YKBNK	35.58%	36.81%	30.15%	29.89%	31.09%	-449.36	-571.70	93.74	119.91
ISCTR	38.65%	33.58%	27.03%	26.62%	26.74%	-1191.05	-684.19	-28.59	11.76
HALKB	0.71%	1.08%	0.44%	0.46%	0.46%	-24.73	-61.84	1.89	0.01
VAKBN	2.42%	1.86%	0.80%	0.87%	0.84%	-157.83	-101.98	3.61	-3.09
TSKB	20.23%	17.55%	17.65%	18.49%	18.33%	-189.75	78.09	67.47	-16.49
GARAN	10.34%	8.57%	7.78%	8.10%	7.92%	-242.05	-64.58	14.71	-17.62
AKBNK	55.05%	53.24%	47.59%	47.55%	47.23%	-782.38	-600.65	-36.28	-32.35
ALBRK	17.41%	20.17%	17.26%	17.38%	17.00%	-40.63	-316.80	-25.55	-37.97
DOCO	41.23%	23.04%	14.67%	13.71%	15.26%	-2597.57	-778.32	58.54	154.55
CCOLA	79.41%	79.60%	78.95%	77.94%	78.57%	-84.43	-103.05	-38.46	62.44
NTGAZ	0.24%	2.63%	0.32%	0.43%	0.93%	69.34	-170.15	61.02	49.42
MAVI	38.63%	43.85%	41.68%	42.88%	43.30%	466.90	-54.88	161.68	42.09
TABGD	5.32%	20.36%	16.93%	15.23%	15.64%	1032.80	-471.62	-128.95	41.58
EUREN	4.02%	6.43%	5.61%	5.85%	6.23%	221.45	-20.00	62.87	37.92
AGHOL	21.82%	20.93%	20.21%	20.34%	20.71%	-111.61	-22.65	49.82	36.65
BIMAS	49.36%	48.84%	47.73%	47.50%	47.85%	-151.01	-98.83	12.50	35.16
TKFEN	18.79%	21.36%	19.47%	19.76%	20.06%	126.60	-129.92	58.58	29.43
TOASO	39.76%	32.15%	30.92%	24.89%	25.16%	-1459.90	-698.46	-576.04	27.10
ISMEN	29.05%	24.48%	24.61%	27.52%	27.79%	-125.26	331.78	318.84	26.99
ASTOR	7.09%	10.23%	8.64%	12.52%	12.78%	569.01	255.09	413.68	25.15
EUPWR	8.35%	8.74%	7.96%	8.49%	8.72%	37.52	-1.35	76.16	23.53
NTHOL	4.16%	3.60%	4.33%	5.20%	5.42%	125.69	182.35	108.95	22.24
CLEBI	1.09%	3.93%	4.11%	4.24%	4.45%	336.23	51.56	33.66	20.88
ODAS	12.29%	9.48%	7.14%	6.87%	7.03%	-525.98	-244.74	-10.81	16.21
AKSA	18.69%	18.37%	17.62%	17.63%	17.79%	-90.44	-57.96	16.77	15.72
BASGZ	4.25%	9.56%	7.00%	7.19%	7.35%	310.19	-220.75	34.92	15.64
KOZAL	24.01%	18.86%	17.75%	17.16%	17.31%	-669.47	-154.88	-43.63	15.12
PKART	31.85%	35.58%	31.02%	30.75%	30.89%	-96.50	-469.18	-12.83	13.80
DOAS	25.04%	15.53%	14.43%	14.24%	14.37%	-1066.64	-115.69	-5.96	13.54
POLHO	7.50%	7.26%	6.17%	6.11%	6.25%	-125.50	-101.28	7.53	13.45
KMPUR	8.26%	7.94%	6.66%	5.77%	5.90%	-235.68	-204.30	-76.01	12.86
VESBE	8.75%	11.63%	12.53%	12.62%	12.75%	399.50	111.97	21.57	12.75
UNLU	3.42%	2.11%	1.33%	1.56%	1.68%	-174.20	-43.63	34.52	12.16
TURSG	2.45%	6.15%	5.10%	5.48%	5.58%	313.41	-56.75	47.60	10.07
TAVHL	42.60%	47.04%	46.95%	48.59%	48.69%	608.60	164.94	173.28	9.67
NUHCM	18.93%	17.37%	17.56%	17.65%	17.75%	-117.87	37.69	19.05	9.37
RYSAS	57.06%	58.76%	58.94%	59.12%	59.21%	214.96	44.17	26.63	8.91
GOODY	49.73%	49.58%	49.20%	49.32%	49.41%	-31.40	-16.67	21.06	8.89
BRYAT	4.93%	2.88%	2.71%	2.85%	2.94%	-199.44	5.44	22.64	8.51
OZKGY	7.04%	9.52%	7.35%	7.24%	7.32%	28.65	-219.30	-3.14	8.30
AGESA	26.34%	41.59%	40.35%	42.07%	42.15%	1580.68	56.22	179.55	7.78
BAGFS	4.00%	4.11%	3.59%	4.12%	4.19%	19.26	8.86	60.34	7.43
TKNSA	12.89%	4.39%	2.72%	2.71%	2.78%	-1010.56	-160.72	6.86	6.95
GENIL	20.76%	21.35%	19.87%	19.75%	19.82%	-94.19	-153.11	-4.89	6.90
KCAER	13.70%	16.74%	16.93%	17.19%	17.26%	356.20	52.23	33.32	6.84
GSDHO	8.55%	8.81%	8.61%	8.76%	8.83%	27.74	2.47	22.55	6.59
PNSUT	1.52%	1.36%	0.51%	0.64%	0.70%	-82.47	-66.52	18.69	6.28
SNGYO	4.19%	6.68%	4.52%	4.69%	4.75%	56.04	-193.27	23.22	5.95
TUKAS	2.20%	1.92%	1.93%	2.10%	2.16%	-4.15	23.63	23.17	5.55
SMRTG	12.24%	10.99%	11.44%	12.12%	12.18%	-5.62	118.63	74.22	5.38
ELITE	13.71%	1.76%	0.01%	0.03%	0.08%	-1362.98	-167.93	7.60	5.13
MTRKS	10.04%	3.93%	1.02%	0.56%	0.61%	-942.95	-331.94	-41.06	4.96
BRSAN	13.16%	8.11%	8.24%	8.49%	8.54%	-462.03	42.24	29.07	4.93
YEOTK	5.19%	6.58%	6.79%	7.51%	7.56%	236.65	98.37	77.24	4.87
KRDMD	13.78%	13.11%	12.71%	12.79%	12.84%	-94.00	-26.65	13.26	4.78
LKMNH	4.12%	9.78%	6.33%	6.57%	6.61%	249.23	-316.82	28.74	4.70
DGNMO	1.09%	1.62%	0.74%	0.81%	0.86%	-23.34	-75.96	11.29	4.55
LYDHO	4.32%	5.92%	6.58%	6.19%	6.23%	191.01	31.75	-34.75	4.19
PENTA	19.08%	6.58%	5.19%	5.47%	5.51%	-1356.76	-106.94	31.82	4.04
ESCOM	8.40%	1.12%	0.75%	0.75%	0.79%	-761.19	-33.67	3.44	4.02

DOHOL	16.91%	14.48%	14.68%	15.52%	15.56%	-135.12	108.27	88.55	3.84
HEKTS	20.64%	12.79%	11.61%	11.40%	11.44%	-920.72	-135.02	-17.76	3.82
ESEN	1.56%	23.88%	11.30%	11.66%	11.70%	1013.67	-1218.77	40.15	3.77
AYGAZ	9.12%	9.83%	9.77%	10.26%	10.30%	118.29	46.54	53.41	3.77
RYGYO	18.28%	24.78%	25.75%	25.67%	25.71%	742.71	92.98	-4.74	3.66
RGYAS	0.00%	13.02%	9.21%	9.37%	9.40%	939.63	-362.09	18.73	2.96
RAYSG	89.99%	92.00%	91.27%	91.36%	91.39%	139.92	-60.78	12.25	2.92
BTCIM	6.61%	11.06%	10.83%	10.40%	10.43%	381.86	-62.25	-39.34	2.92
AKFYE	20.13%	47.22%	39.13%	39.05%	39.08%	1894.57	-813.59	-5.22	2.49
ASUZU	6.76%	6.39%	6.29%	6.43%	6.45%	-30.72	6.22	15.75	2.44
TUPRS	40.20%	27.77%	25.93%	24.76%	24.78%	-1542.14	-298.37	-114.51	2.25
ENKAI	29.16%	29.43%	29.46%	32.27%	32.29%	312.81	285.76	283.12	2.19
ANSGR	6.47%	9.58%	8.60%	8.71%	8.73%	226.33	-85.46	13.33	2.02
MIATK	6.81%	9.75%	10.09%	10.16%	10.18%	336.91	42.57	8.87	1.98
ADGYO	4.46%	5.08%	0.62%	0.72%	0.73%	-372.73	-434.31	11.19	1.65
GOLTS	4.83%	3.49%	5.37%	5.57%	5.58%	75.55	209.65	21.40	1.63
ECILC	6.11%	6.86%	6.77%	7.15%	7.17%	106.01	30.60	39.63	1.54
CIMSA	8.39%	7.68%	7.41%	7.54%	7.56%	-83.45	-12.44	14.70	1.50
GESAN	8.65%	7.56%	7.40%	7.36%	7.37%	-127.57	-18.56	-2.85	1.44
IZMDC	4.95%	4.23%	4.31%	4.27%	4.28%	-66.86	4.92	-2.51	1.43
EGEEN	10.29%	10.82%	9.32%	9.64%	9.65%	-63.75	-117.33	32.48	0.85
KAYSE	12.55%	9.61%	8.36%	8.18%	8.19%	-435.93	-142.57	-17.50	0.80
AKFGY	3.44%	3.86%	3.65%	3.74%	3.75%	30.59	-11.51	9.65	0.60
NETAS	0.38%	0.34%	0.41%	0.41%	0.42%	3.92	7.53	0.64	0.58
OYAKC	2.65%	2.56%	2.49%	2.42%	2.42%	-22.62	-13.88	-7.00	0.55
AKSGY	27.31%	27.74%	27.57%	27.75%	27.75%	43.77	1.25	18.51	0.42
GLYHO	20.07%	21.66%	21.86%	21.58%	21.58%	151.09	-7.55	-27.46	0.40
CWENE	7.45%	10.75%	8.84%	9.40%	9.41%	195.56	-133.99	56.31	0.39
BERA	10.41%	10.18%	9.76%	9.89%	9.89%	-51.12	-28.30	13.20	0.26
POLTK	27.84%	40.62%	40.60%	40.83%	40.83%	1298.34	20.71	22.55	0.19
TERA	20.16%	23.05%	18.69%	18.71%	18.71%	-144.84	-433.60	1.86	0.15
ORGE	6.86%	14.66%	9.26%	9.68%	9.68%	281.82	-498.66	41.88	0.11
ALKIM	8.15%	6.41%	6.02%	6.09%	6.09%	-206.40	-32.18	7.02	0.10
KARSN	2.67%	3.04%	2.69%	2.54%	2.54%	-13.84	-50.84	-15.41	0.01
MNDTR	82.43%	82.54%	82.36%	82.35%	82.35%	-7.64	-18.12	-0.07	0.00
CRFSA	12.70%	10.08%	9.66%	9.66%	9.66%	-303.77	-42.16	-0.06	0.00
KLNMA	6.85%	5.49%	0.06%	0.06%	0.06%	-678.47	-542.86	0.00	0.00
IHAAS	39.83%	39.56%	31.89%	31.89%	31.89%	-793.67	-767.64	0.00	0.00
AFYON	1.11%	1.65%	0.40%	0.38%	0.38%	-72.31	-126.38	-1.74	0.00
SURGY	0.00%	13.69%	5.60%	3.25%	3.25%	325.13	-1043.89	-234.46	0.00
KERVY	1.84%	3.51%	2.92%	2.96%	2.96%	112.87	-54.91	4.48	-0.05
INVES	14.36%	8.89%	8.62%	8.59%	8.59%	-576.16	-29.44	-2.22	-0.07
ISGYO	12.01%	10.72%	10.87%	10.90%	10.90%	-110.36	18.11	3.23	-0.07
TMSN	1.74%	1.95%	4.15%	4.12%	4.12%	237.67	216.55	-3.37	-0.10
TATGD	7.29%	5.66%	5.39%	5.57%	5.57%	-172.97	-9.76	17.53	-0.16
ANHYT	6.76%	12.52%	14.13%	15.10%	15.10%	833.82	258.33	97.07	-0.17
KAREL	2.90%	5.09%	3.33%	3.14%	3.14%	23.79	-194.83	-19.09	-0.27
BIENY	4.62%	3.54%	1.03%	0.99%	0.99%	-363.39	-254.60	-4.17	-0.35
AGROT	0.00%	7.15%	7.17%	4.98%	4.97%	497.24	-217.95	-219.29	-0.45
VERUS	38.54%	40.22%	38.86%	38.85%	38.85%	30.56	-137.59	-0.93	-0.45
IMASM	4.32%	3.46%	3.41%	3.31%	3.30%	-101.27	-15.42	-10.58	-0.48
ALARK	9.69%	10.45%	10.08%	10.04%	10.04%	34.85	-41.14	-4.23	-0.51
ALGYO	2.19%	3.12%	1.99%	2.08%	2.08%	-11.50	-104.12	8.90	-0.51
YKSLN	1.14%	0.60%	0.35%	0.58%	0.57%	-56.63	-2.81	22.56	-0.52
KARTN	1.20%	1.40%	1.09%	1.10%	1.10%	-9.86	-29.77	0.48	-0.52
ALCAR	0.47%	0.48%	0.00%	0.11%	0.11%	-36.28	-37.35	10.45	-0.53
KLRHO	16.48%	17.40%	18.08%	17.97%	17.97%	148.77	56.25	-11.26	-0.65
AYDEM	6.08%	10.91%	8.51%	8.72%	8.71%	263.46	-219.97	20.23	-0.69
YYLGD	3.28%	4.20%	4.12%	4.22%	4.21%	92.91	0.61	8.40	-0.77
MAALT	5.81%	0.23%	0.01%	0.02%	0.01%	-579.86	-21.94	0.45	-0.91
CMBTN	0.68%	1.09%	0.86%	0.89%	0.88%	20.77	-20.17	2.83	-0.92
DEVA	1.84%	0.48%	0.50%	0.53%	0.52%	-131.95	3.35	1.88	-1.11
ENJSA	24.89%	19.17%	17.72%	17.73%	17.72%	-717.06	-144.43	0.74	-1.15

ZOREN	6.58%	8.43%	10.57%	10.67%	10.66%	407.82	223.12	8.68	-1.35
BIZIM	3.59%	1.38%	0.73%	0.88%	0.87%	-271.99	-50.88	13.86	-1.42
GOZDE	6.47%	6.53%	6.33%	6.34%	6.33%	-14.68	-20.31	-0.01	-1.52
GENTS	11.90%	3.10%	2.06%	2.30%	2.28%	-961.23	-82.02	22.33	-1.55
INDES	12.03%	7.50%	7.28%	7.08%	7.06%	-497.10	-44.00	-21.91	-1.82
SKBNK	6.89%	4.43%	3.99%	3.96%	3.95%	-294.54	-48.08	-3.94	-1.88
ARDYZ	2.69%	2.78%	2.14%	2.16%	2.14%	-55.26	-63.87	-0.29	-2.10
MPARK	28.54%	24.93%	27.05%	26.88%	26.86%	-168.22	192.52	-19.69	-2.33
AKSEN	3.64%	3.99%	3.77%	3.92%	3.90%	25.63	-9.64	12.47	-2.35
OTKAR	11.13%	13.35%	10.16%	9.78%	9.75%	-137.64	-359.47	-41.19	-2.50
BUCIM	3.80%	3.81%	3.77%	3.84%	3.81%	0.63	-0.45	3.67	-2.92
SKTAS	0.56%	0.93%	0.02%	0.07%	0.04%	-51.94	-88.84	1.52	-3.69
EBEBK	9.42%	9.41%	8.60%	8.35%	8.32%	-110.40	-109.10	-28.71	-3.76
ISFIN	18.57%	10.56%	9.07%	9.30%	9.26%	-931.11	-130.20	18.53	-4.03
TRCAS	1.54%	1.93%	0.76%	1.02%	0.98%	-56.45	-95.12	21.63	-4.29
PETUN	0.96%	0.22%	0.18%	0.34%	0.30%	-66.23	7.44	11.53	-4.32
ALCTL	0.77%	2.78%	2.66%	2.87%	2.82%	205.65	4.88	16.54	-4.33
ZRGYO	5.37%	5.38%	5.72%	5.82%	5.78%	40.39	39.64	5.53	-4.73
LINK	0.76%	9.90%	10.74%	10.78%	10.73%	997.02	83.63	-0.65	-4.73
ULKER	12.32%	13.52%	11.71%	11.65%	11.60%	-71.79	-191.55	-10.60	-4.98
HLGYO	0.65%	1.58%	0.87%	1.16%	1.11%	45.58	-47.25	24.10	-5.34
DYOBY	0.50%	0.37%	0.44%	0.59%	0.54%	3.70	17.20	9.95	-5.37
YATAS	14.90%	14.79%	11.80%	9.82%	9.76%	-513.65	-502.54	-203.96	-5.48
KONYA	6.21%	6.18%	5.07%	5.13%	5.07%	-113.77	-110.12	0.29	-5.87
DESA	12.09%	10.41%	10.13%	10.27%	10.21%	-188.32	-19.98	7.68	-6.32
SMART	4.50%	3.41%	0.29%	0.59%	0.53%	-396.91	-288.24	23.16	-6.51
AKGRT	20.05%	22.29%	19.24%	19.71%	19.64%	-41.39	-264.69	40.13	-6.74
QUAGR	3.81%	4.58%	4.00%	4.00%	3.93%	11.71	-65.20	-7.71	-7.17
BRISA	10.05%	8.36%	7.71%	7.50%	7.43%	-262.54	-92.76	-28.49	-7.20
TTRAK	31.61%	24.07%	21.13%	23.65%	23.57%	-803.61	-49.38	244.37	-7.33
KZBGY	2.92%	5.07%	3.43%	3.07%	2.99%	7.68	-207.34	-44.19	-7.36
KORDS	8.87%	8.21%	7.74%	6.18%	6.11%	-276.14	-210.20	-162.87	-7.46
SELEC	18.40%	13.20%	13.49%	14.37%	14.29%	-410.72	109.65	80.83	-7.53
VAKKO	19.71%	21.09%	22.45%	22.41%	22.33%	262.56	124.19	-11.88	-7.98
BIOEN	11.96%	7.50%	6.68%	6.30%	6.21%	-574.55	-128.82	-47.32	-9.08
ESCAR	12.99%	18.90%	17.09%	17.34%	17.25%	425.99	-164.75	16.41	-9.12
KRVGD	11.59%	11.29%	10.98%	11.26%	11.17%	-41.74	-12.46	18.56	-9.61
AHGAZ	8.81%	10.41%	8.64%	8.67%	8.57%	-24.25	-184.26	-7.48	-10.47
SASA	11.81%	9.34%	9.05%	8.95%	8.85%	-295.75	-49.64	-20.28	-10.61
ECZYT	3.80%	4.34%	3.75%	3.14%	3.02%	-78.16	-132.06	-73.45	-12.02
ARCLK	16.19%	15.27%	14.45%	14.88%	14.76%	-143.26	-51.33	30.98	-12.15
CEMTS	2.12%	2.36%	1.85%	2.21%	2.08%	-3.81	-27.58	23.37	-12.81
TCELL	69.31%	60.08%	59.32%	59.39%	59.26%	-1005.21	-81.89	-6.65	-13.54
ISDMR	6.21%	6.29%	5.58%	5.46%	5.32%	-88.98	-96.66	-25.67	-13.70
SOKM	35.29%	35.04%	33.69%	33.45%	33.31%	-197.72	-173.36	-37.82	-13.82
PETKM	10.55%	10.62%	9.50%	9.68%	9.52%	-102.73	-109.82	1.67	-16.07
MAGEN	18.40%	45.12%	31.08%	31.18%	31.01%	1261.48	-1410.14	-6.21	-16.11
SARKY	6.47%	6.02%	6.00%	5.30%	5.14%	-133.16	-88.42	-86.23	-16.56
VESTL	7.99%	7.47%	6.76%	6.39%	6.22%	-177.51	-125.21	-54.11	-16.84
CANTE	5.01%	7.69%	7.01%	4.48%	4.31%	-69.91	-337.80	-270.36	-17.09
KRDMA	9.04%	8.98%	9.89%	8.05%	7.87%	-116.52	-110.53	-201.95	-17.57
NATEN	24.65%	29.04%	24.31%	22.53%	22.35%	-230.00	-668.47	-195.56	-18.14
TRGYO	8.81%	10.87%	10.43%	10.15%	9.97%	116.25	-90.49	-45.88	-18.70
GWIND	10.23%	8.44%	9.01%	8.55%	8.33%	-189.63	-11.01	-67.51	-21.36
AKCNS	17.03%	9.95%	10.24%	10.81%	10.57%	-646.26	61.54	32.52	-24.15
HTTBT	16.49%	19.58%	19.11%	18.57%	18.33%	183.16	-125.36	-78.53	-24.67
TTKOM	13.94%	19.72%	21.04%	20.89%	20.64%	670.55	92.12	-39.95	-24.96
BFREN	26.73%	26.85%	26.80%	24.34%	24.07%	-265.97	-277.76	-272.53	-26.67
SISE	20.62%	16.37%	15.24%	15.03%	14.76%	-585.84	-161.28	-47.72	-27.51
PINSU	4.28%	0.56%	0.14%	0.42%	0.14%	-414.09	-42.69	0.01	-28.54
IPEKE	7.09%	7.52%	4.97%	6.96%	6.67%	-41.52	-84.44	169.95	-28.93
DAPGM	0.36%	3.38%	4.61%	3.51%	3.21%	284.35	-17.64	-140.61	-29.94
ALFAS	8.44%	8.17%	9.08%	6.30%	6.00%	-244.55	-217.11	-308.04	-30.69

ASELS	29.71%	31.93%	30.47%	30.46%	30.15%	44.22	-178.16	-31.48	-30.72
THYAO	33.45%	25.01%	24.15%	23.66%	23.35%	-1010.11	-166.02	-80.60	-30.94
LOGO	34.43%	31.98%	33.85%	32.88%	32.54%	-189.41	56.04	-130.70	-33.86
EREGL	18.71%	16.92%	16.16%	16.28%	15.91%	-280.36	-100.78	-25.14	-36.54
EKGYO	14.26%	15.34%	12.93%	12.90%	12.54%	-171.96	-280.18	-39.33	-36.69
SAHOL	46.84%	43.49%	38.60%	38.28%	37.89%	-894.95	-559.90	-71.12	-39.75
PEKGY	18.30%	5.45%	3.71%	4.12%	3.71%	-1458.93	-174.45	0.05	-41.58
OYYAT	9.43%	7.79%	7.93%	7.27%	6.84%	-259.07	-94.86	-108.67	-42.80
GUBRF	7.39%	9.21%	8.32%	9.15%	8.68%	129.47	-53.03	36.57	-46.88
MGROS	40.09%	37.13%	28.26%	26.97%	26.38%	-1371.02	-1075.27	-188.06	-59.23

AKYatırım

Bu rapor, Ak Yatırım Menkul Değerler A.Ş. tarafından, güvenilir olduğuna inanılan kaynaklardan elde edilen bilgi ve veriler kullanılarak hazırlanmıştır. Raporunda yer alan ifadeler, hiçbir şekilde veya suretle alış veya satış teklifi olarak değerlendirilmemelidir. Ak Yatırım, bu bilgilerin doğru, eksiksiz ve değişmez olduğunu garanti etmemektedir. Bu sebeple, okuyucuların, bu raporlardan elde edilen bilgilere dayanarak hareket etmeden önce, bilgilerin doğruluğunu teyit ettirmeleri önerilir ve bu bilgilere dayanarak aldıkları kararlarda sorumluluk kendilerine aittir. Bilgilerin eksikliği ve yanlışlığından Ak Yatırım hiçbir şekilde sorumlu tutulamaz. Ayrıca, Ak Yatırım'ın ve Akbank'ın tüm çalışanları ve danışmanlarının, herhangi bir şekilde bilgiler dolayısıyla ortaya çıkabilecek, doğrudan veya dolaylı zararlarla ilgili herhangi bir sorumluluğu yoktur. Burada yer alan bilgiler, bir yatırım tavsiyesi, yatırım aracının alım-satım önerisi ya da getiri vaadi değildir ve Yatırım Danışmanlığı kapsamında yer almamaktadır. Yatırım Danışmanlığı hizmeti; aracı kurumlar, portföy yönetim şirketleri, mevduat kabul etmeyen bankalar ile müşteri arasında imzalanacak Yatırım Danışmanlığı sözleşmesi çerçevesinde sunulmaktadır. Bunlara ilaveten, Ak Yatırım, raporların Internet üzerinden e-mail yoluyla alınması durumunda virüs, hatalı gönderim veya diğer herhangi bir teknik sebepten dolayı alıcının donanımına veya yazılımına gelebilecek herhangi bir zarardan dolayı sorumlu tutulamaz.

© Ak Yatırım Menkul Değerler A.Ş.