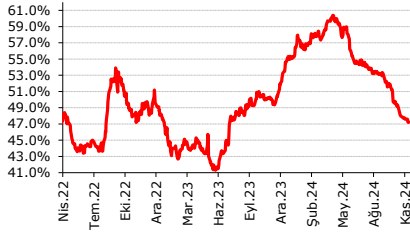
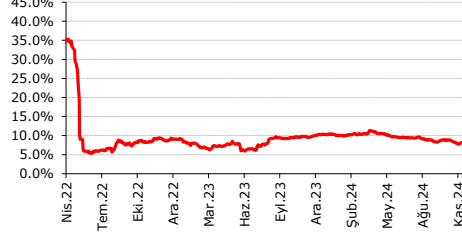


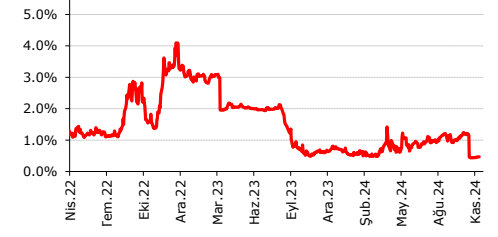
AKBNK -



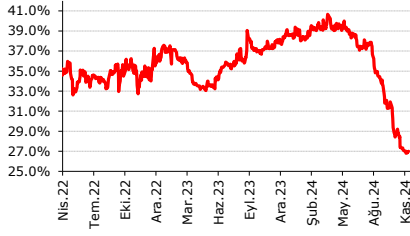
GARAN -



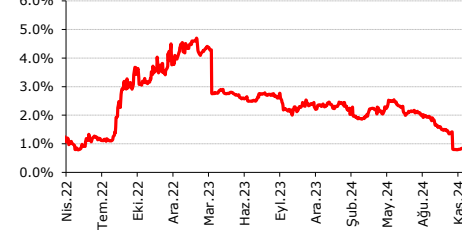
HALKB -



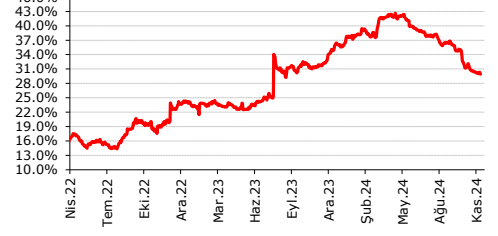
ISCTR -



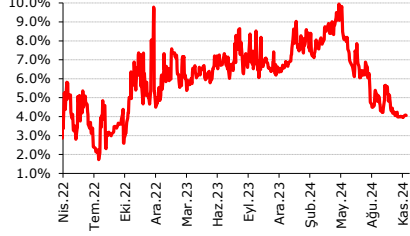
VAKBN -



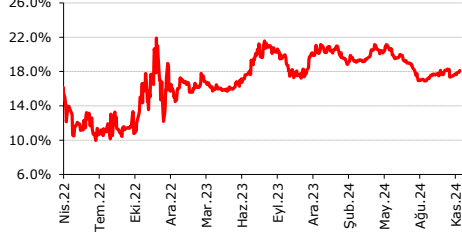
YKBNK -



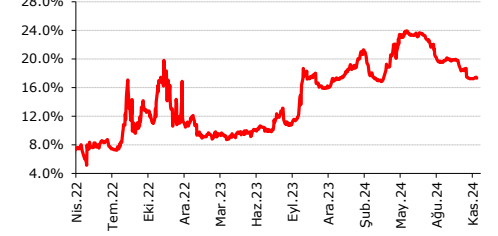
SKBNK -



TSKB -



ALBRK -



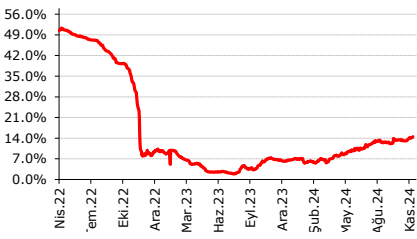
AKCNS



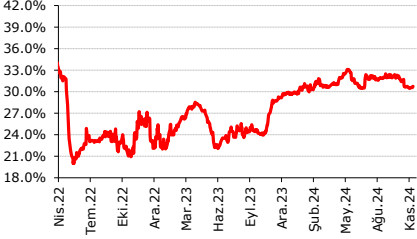
AKGR7



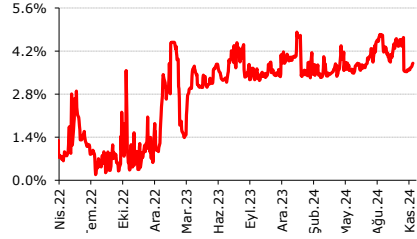
ANHYT



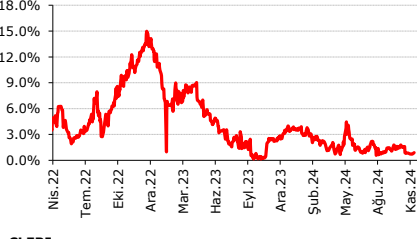
ASELS



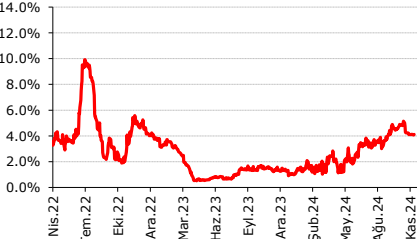
BAGFS



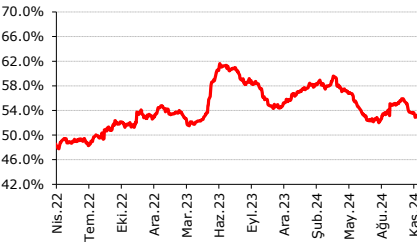
BIZIM



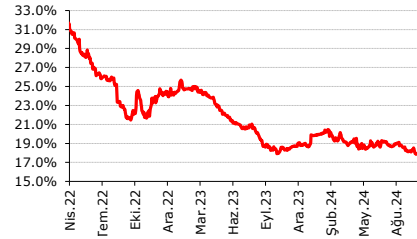
CLEBI



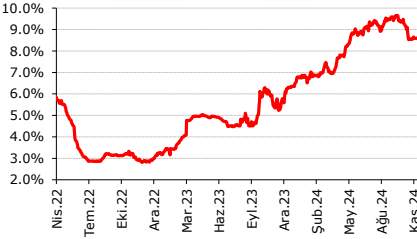
AEFES



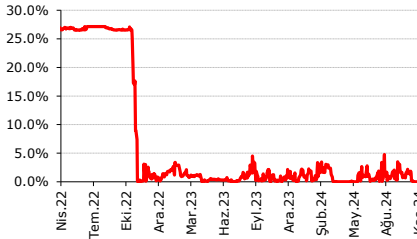
AKSA



ANSGR



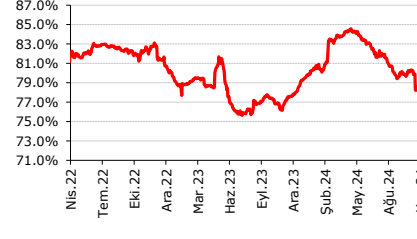
FONET



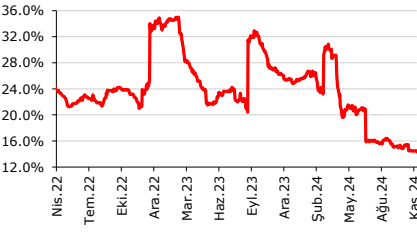
YATAS



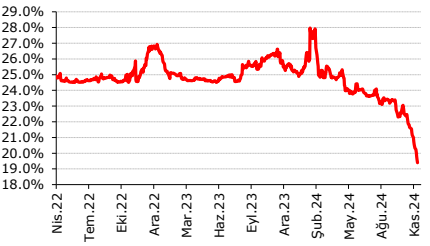
CCOLA



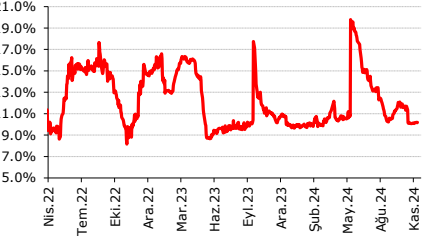
DOAS



ARENA



ALARK



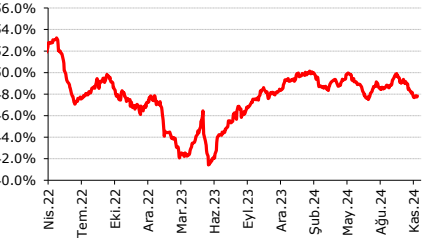
ARCLK



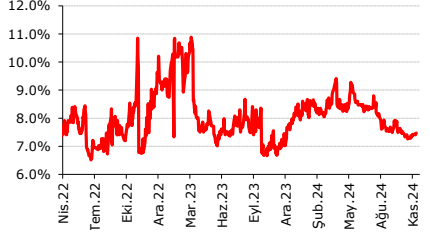
AYGAZ



BIMAS

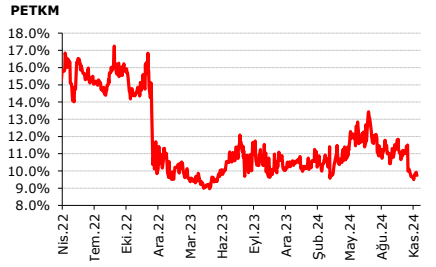
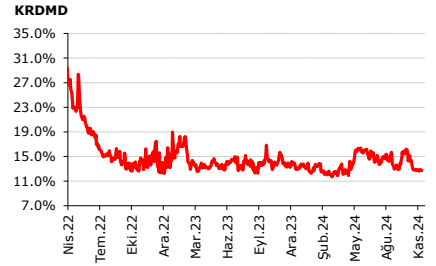
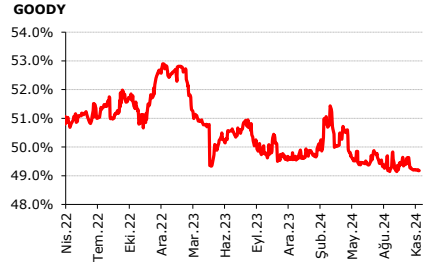
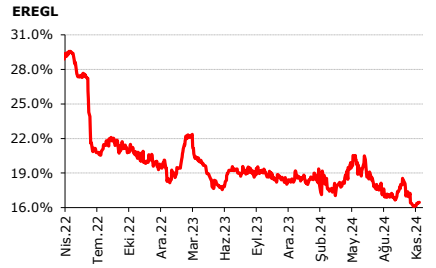
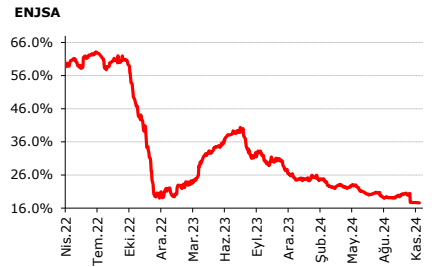
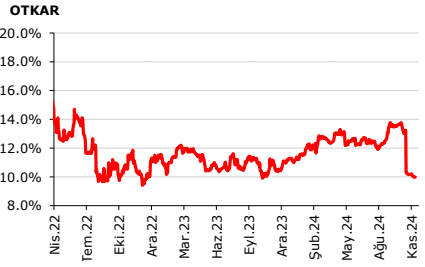
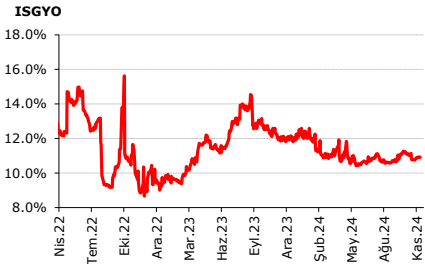
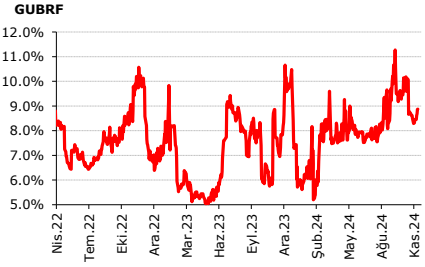
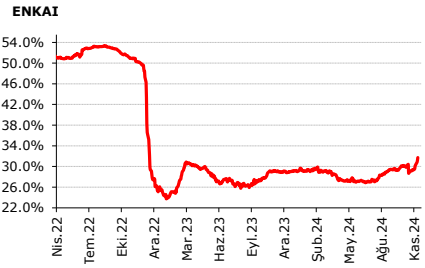
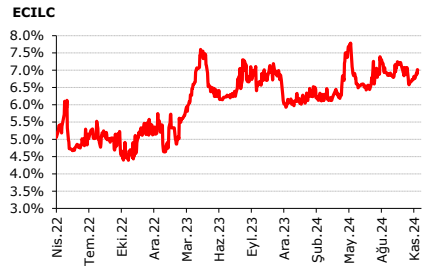
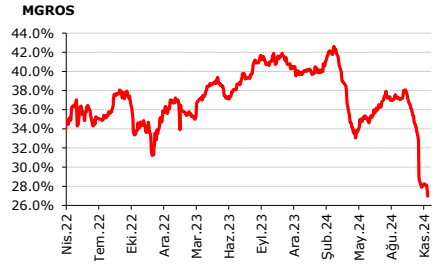
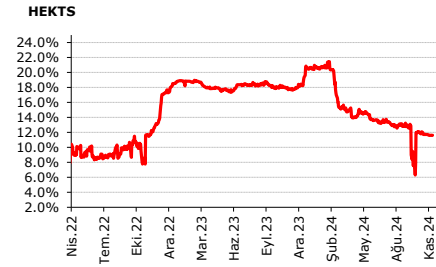
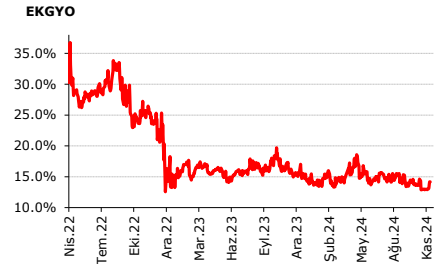


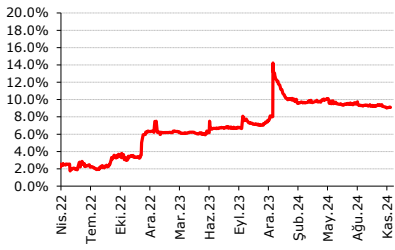
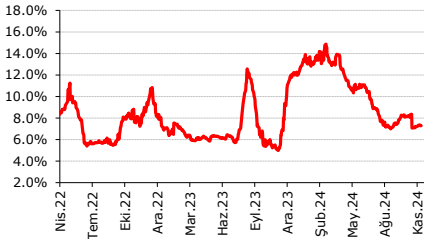
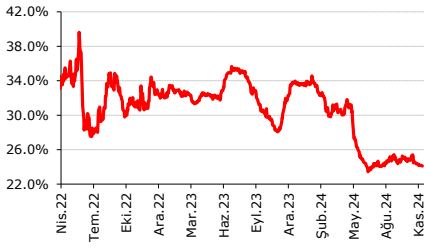
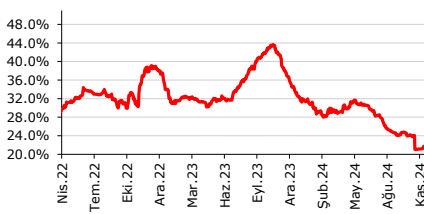
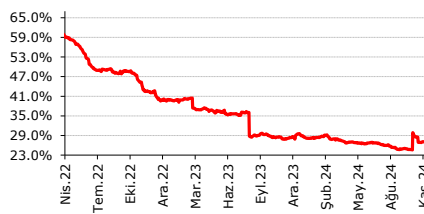
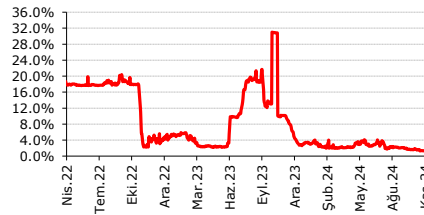
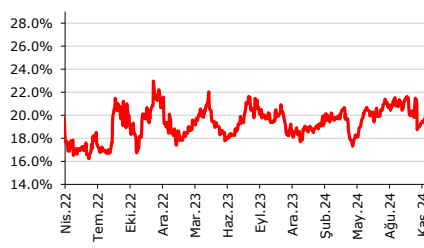
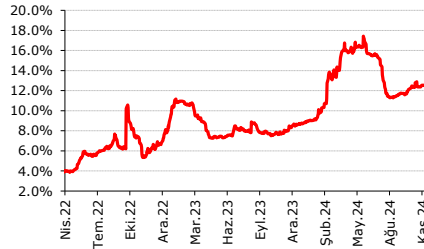
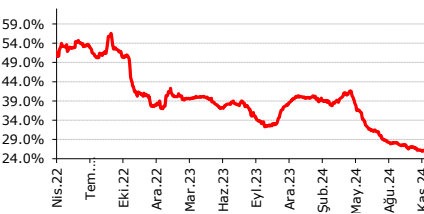
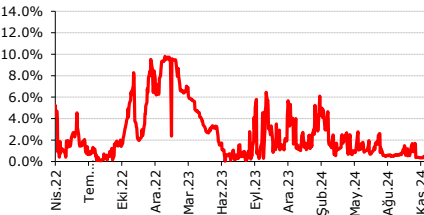
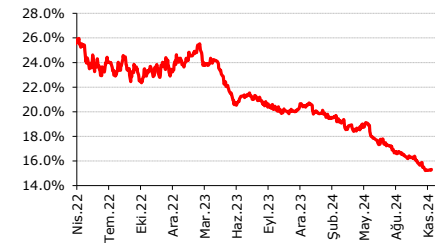
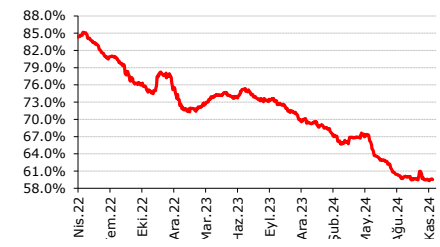
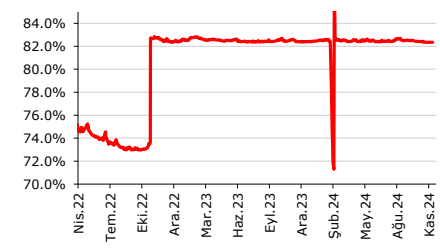
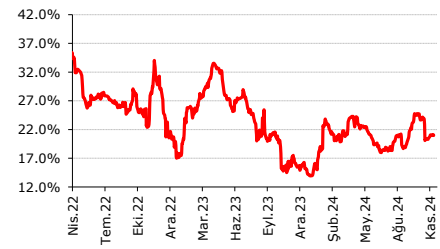
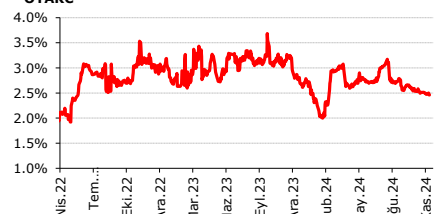
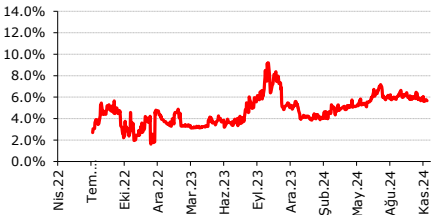
CIMS A



DOHOL





SASA**INDES****THYAO****TOASO****TTRAK****MPARK****UNLU****SELEC****TAVHL****TKFEN****VESBE****TUPRS****SOKM****YKSLN****SISE****TCELL****MNDTR****TTKOM****ULKER****OYAKC****EUREN**

Son 1 haftaya göre yabancı takas deęişim sıralaması (Citi-Deut)

Hisse	29.12.2023	16.08.2024	16.10.2024	08.11.2024	15.11.2024	YBB (bazp)	3ay (bazp)	1ay (bazp)	1 hafta(bazp)
TSKB	20.23%	17.05%	18.15%	17.86%	18.12%	-210.71	106.82	-3.16	26.04
ISCTR	38.65%	34.81%	29.22%	26.80%	27.01%	-1163.86	-780.06	-220.48	20.96
GARAN	10.34%	9.06%	8.86%	7.95%	8.12%	-222.52	-94.56	-74.17	16.67
ALBRK	17.41%	19.61%	18.36%	17.27%	17.30%	-10.09	-230.98	-105.81	3.70
VAKBN	2.42%	2.00%	1.35%	0.81%	0.84%	-157.98	-115.90	-50.84	3.01
HALKB	0.71%	1.07%	1.17%	0.46%	0.47%	-24.22	-60.78	-70.54	0.44
YKBNK	35.58%	36.09%	31.73%	30.20%	29.94%	-564.23	-614.76	-178.75	-26.23
AKBNK	55.05%	53.48%	49.35%	47.58%	47.18%	-786.96	-629.99	-216.07	-39.60
ENKAI	29.16%	28.54%	29.89%	30.13%	31.73%	256.62	318.63	183.11	159.46
ASTOR	7.09%	12.82%	9.01%	9.16%	10.67%	358.68	-214.25	166.61	151.39
EKGYO	14.26%	14.77%	13.76%	12.97%	14.19%	-6.89	-58.76	42.35	121.79
ISMEN	29.05%	24.52%	24.60%	24.87%	25.80%	-324.50	128.34	119.90	92.75
NTHOL	4.16%	3.58%	4.35%	4.41%	5.04%	88.00	145.98	69.73	63.19
KONTR	8.91%	9.52%	10.01%	9.55%	10.15%	123.83	62.36	13.59	59.51
TTRAK	31.61%	25.23%	23.79%	21.14%	21.72%	-989.01	-351.36	-207.54	58.22
DOHOL	16.91%	15.40%	15.00%	14.80%	15.38%	-153.60	-2.52	38.03	57.72
BIOEN	11.96%	8.09%	7.01%	6.53%	7.04%	-491.40	-105.14	3.13	50.72
ANHYT	6.76%	13.27%	13.16%	14.03%	14.52%	776.04	125.69	136.28	49.38
AEFES	56.32%	53.46%	55.18%	52.89%	53.35%	-297.06	-10.55	-183.23	46.04
TKFEN	18.79%	20.63%	20.34%	19.51%	19.95%	115.92	-67.59	-38.94	44.42
ARCLK	16.19%	16.17%	16.80%	14.60%	15.04%	-114.98	-112.76	-176.51	43.73
GUBRF	7.39%	8.30%	9.60%	8.46%	8.88%	148.85	57.96	-72.02	41.78
FROTO	39.04%	36.93%	35.33%	34.32%	34.68%	-436.28	-224.33	-64.79	36.15
PEKGY	18.30%	4.48%	4.05%	3.71%	3.99%	-1430.89	-49.11	-6.54	28.09
AKCNS	17.03%	9.75%	10.21%	10.24%	10.51%	-651.87	75.69	30.17	26.97
TATGD	7.29%	5.62%	5.54%	5.46%	5.73%	-156.83	10.63	18.78	26.28
ASELS	29.71%	31.73%	31.44%	30.50%	30.75%	104.66	-97.88	-68.04	25.20
HLGYO	0.65%	1.34%	1.69%	0.92%	1.15%	49.37	-19.05	-54.13	22.43
ECILC	6.11%	7.19%	6.88%	6.78%	7.00%	89.39	-18.97	12.45	22.41
SOKM	35.29%	35.64%	35.30%	33.78%	33.97%	-131.48	-166.61	-132.74	18.96
BIZIM	3.59%	0.75%	1.51%	0.71%	0.90%	-269.11	14.94	-61.33	18.48
YEOTK	5.19%	6.77%	6.79%	6.87%	7.05%	186.00	28.22	26.23	18.48
TAVHL	42.60%	46.21%	48.11%	47.00%	47.18%	457.59	96.87	-93.74	17.93
EUPWR	8.35%	8.51%	8.63%	7.97%	8.15%	-20.37	-36.25	-48.14	17.68
BAGFS	4.00%	4.64%	4.36%	3.65%	3.80%	-19.99	-83.61	-55.57	15.47
AHGAZ	8.81%	10.76%	10.15%	8.61%	8.76%	-4.74	-199.57	-139.28	14.83
YKSLN	1.14%	0.55%	0.91%	0.35%	0.49%	-65.25	-6.04	-41.73	13.94
ESCAR	12.99%	18.95%	18.19%	17.12%	17.26%	426.73	-169.17	-93.76	13.62
NETAS	0.38%	2.10%	1.76%	0.43%	0.56%	17.81	-154.57	-120.37	12.68
MTRKS	10.04%	2.90%	3.61%	1.02%	1.14%	-889.47	-175.26	-246.95	12.42
PGSUS	22.60%	19.97%	23.08%	21.44%	21.55%	-104.52	158.68	-152.41	11.14
SMART	4.50%	1.11%	0.72%	0.38%	0.49%	-401.01	-62.42	-23.72	10.99
TRCAS	1.54%	2.01%	0.99%	0.77%	0.88%	-66.16	-113.13	-10.67	10.91
AFYON	1.11%	0.67%	0.36%	0.30%	0.41%	-69.86	-25.90	4.99	10.89
AYGAZ	9.12%	9.82%	10.03%	9.71%	9.80%	68.75	-2.05	-22.27	9.43
KRDMD	13.78%	14.36%	14.18%	12.64%	12.74%	-104.36	-161.99	-144.70	9.38
ASUZU	6.76%	6.60%	6.01%	6.30%	6.39%	-36.99	-21.23	37.39	9.12
AKFYE	20.13%	46.84%	41.34%	38.99%	39.08%	1895.01	-775.20	-225.64	9.10
DESA	12.09%	11.10%	10.27%	10.13%	10.22%	-187.01	-87.85	-5.35	9.00
MAGEN	18.40%	45.48%	31.01%	31.05%	31.13%	1273.48	-1434.14	12.77	8.51
RYSAS	57.06%	58.63%	58.70%	58.94%	59.03%	197.03	39.81	32.45	8.47
EREGL	18.71%	16.92%	17.30%	16.38%	16.46%	-225.76	-46.14	-83.92	7.93
ISDMR	6.21%	6.90%	5.62%	5.60%	5.68%	-53.17	-121.98	6.10	7.59
AYDEM	6.08%	10.50%	11.32%	8.52%	8.59%	251.52	-190.44	-272.26	7.43
AGHOL	21.82%	20.72%	21.53%	20.19%	20.26%	-155.99	-45.75	-126.26	7.32
ALCAR	0.47%	0.10%	0.63%	0.00%	0.07%	-39.38	-3.02	-55.47	7.14
BRSAN	13.16%	7.61%	8.06%	8.31%	8.38%	-477.22	76.92	32.55	7.14
SKBNK	6.89%	4.52%	4.05%	4.00%	4.07%	-282.62	-45.03	1.10	6.81
CWENE	7.45%	10.83%	8.73%	9.00%	9.06%	161.31	-177.06	33.86	6.76
UNLU	3.42%	2.27%	1.55%	1.33%	1.40%	-202.30	-87.23	-14.90	6.75

KCHOL	59.84%	55.68%	53.31%	52.17%	52.23%	-760.89	-344.48	-108.09	6.74
AGESA	26.34%	40.55%	43.74%	40.28%	40.34%	1399.97	-21.06	-339.75	6.48
CMBTN	0.68%	0.89%	1.87%	0.86%	0.92%	24.40	3.28	-95.28	6.31
GESAN	8.65%	7.10%	7.65%	7.40%	7.46%	-118.55	36.39	-19.28	5.83
GSDHO	8.55%	8.77%	9.73%	8.66%	8.72%	16.48	-5.49	-100.70	5.83
PNSUT	1.52%	1.92%	1.79%	0.48%	0.54%	-98.38	-137.78	-124.46	5.66
SISE	20.62%	16.59%	15.68%	15.26%	15.31%	-530.37	-127.73	-36.44	5.53
AKSGY	27.31%	27.76%	27.77%	27.56%	27.61%	29.72	-14.35	-15.96	5.37
LKMNH	4.12%	8.75%	8.40%	6.33%	6.38%	226.04	-237.14	-202.29	5.27
ESEN	1.56%	23.80%	14.79%	11.30%	11.35%	978.75	-1245.10	-343.76	5.23
ALKIM	8.15%	6.47%	6.19%	6.04%	6.09%	-206.43	-37.86	-10.16	4.99
EUREN	4.02%	5.75%	5.87%	5.61%	5.66%	164.37	-8.67	-20.39	4.97
KRVGD	11.59%	11.05%	11.35%	10.99%	11.04%	-54.92	-1.52	-31.03	4.93
SKTAS	0.56%	0.51%	0.86%	0.01%	0.06%	-49.46	-44.99	-80.03	4.88
BIMAS	49.36%	48.64%	49.16%	47.77%	47.82%	-154.43	-82.38	-134.24	4.87
SNGYO	4.19%	5.65%	6.08%	4.60%	4.64%	45.50	-100.30	-143.82	4.85
NUHCM	18.93%	17.32%	17.37%	17.57%	17.62%	-130.88	29.50	24.31	4.83
DGNMO	1.09%	1.59%	1.86%	0.79%	0.84%	-25.37	-75.72	-102.91	4.75
PENTA	19.08%	6.95%	6.33%	5.23%	5.28%	-1380.10	-167.11	-105.45	4.75
DYOBY	0.50%	1.18%	0.68%	0.44%	0.48%	-1.96	-69.26	-19.54	4.74
ALGYO	2.19%	3.88%	2.06%	2.06%	2.11%	-8.18	-176.77	5.32	4.66
RGYAS	0.00%	12.77%	14.31%	9.21%	9.25%	925.44	-351.15	-505.17	4.64
PETUN	0.96%	0.84%	0.46%	0.17%	0.21%	-74.83	-63.34	-25.25	4.56
ORGE	6.86%	14.20%	14.25%	9.28%	9.32%	246.30	-487.87	-493.04	4.49
ALARK	9.69%	12.06%	11.32%	10.15%	10.19%	50.38	-187.05	-112.51	4.44
ADGYO	4.46%	3.11%	4.94%	0.62%	0.67%	-379.40	-244.49	-427.31	4.40
CIMSA	8.39%	7.64%	7.34%	7.43%	7.47%	-92.18	-16.65	13.29	4.39
EBEBK	9.42%	8.95%	10.00%	8.64%	8.68%	-73.82	-26.37	-131.93	4.10
TCELL	69.31%	60.22%	60.56%	59.48%	59.52%	-979.06	-70.27	-103.76	4.01
ESCOM	8.40%	1.21%	1.97%	0.72%	0.76%	-763.74	-45.32	-121.26	3.95
TERA	20.16%	19.36%	20.23%	18.69%	18.73%	-142.85	-62.85	-150.32	3.64
AKGRT	20.05%	20.88%	22.32%	19.29%	19.32%	-73.47	-156.47	-299.85	3.28
TKNSA	12.89%	7.86%	2.85%	2.76%	2.79%	-1009.98	-506.97	-6.54	3.27
EGEEN	10.29%	10.74%	10.13%	9.41%	9.44%	-84.76	-130.48	-68.98	3.21
IPEKE	7.09%	9.95%	7.44%	4.96%	4.99%	-209.42	-495.47	-244.44	3.20
TUKAS	2.20%	1.83%	1.91%	1.94%	1.97%	-23.22	14.16	5.65	3.08
ANSGR	6.47%	9.17%	9.05%	8.59%	8.62%	215.28	-55.11	-43.03	2.80
HEKTS	20.64%	12.78%	11.80%	11.60%	11.63%	-901.18	-114.95	-17.23	2.67
MAALT	5.81%	0.07%	0.20%	0.01%	0.03%	-577.71	-3.48	-16.94	2.56
YYLGD	3.28%	4.10%	4.26%	4.17%	4.20%	91.81	10.03	-6.31	2.54
ISFIN	18.57%	10.93%	9.25%	9.07%	9.09%	-947.91	-184.24	-16.10	2.29
TMSN	1.74%	1.22%	4.23%	4.12%	4.14%	240.16	292.13	-9.35	2.22
RAYSG	89.99%	91.86%	91.29%	91.27%	91.29%	129.50	-57.28	-0.49	1.99
SASA	11.81%	9.32%	9.29%	9.08%	9.10%	-270.64	-21.55	-19.25	1.90
ZRGYO	5.37%	5.41%	5.79%	5.75%	5.77%	39.67	36.35	-2.40	1.82
MAVI	38.63%	41.96%	45.01%	41.84%	41.85%	322.10	-11.17	-316.26	1.62
ALCTL	0.77%	3.60%	5.88%	2.64%	2.66%	189.16	-94.40	-321.71	1.55
KONYA	6.21%	6.05%	5.54%	5.09%	5.10%	-110.98	-94.30	-43.71	1.52
POLTK	27.84%	40.72%	40.50%	40.64%	40.65%	1280.50	-7.57	14.38	1.25
AKFGY	3.44%	3.85%	3.82%	3.70%	3.72%	27.67	-13.14	-10.66	1.22
CEMTS	2.12%	2.44%	2.04%	1.88%	1.90%	-22.66	-54.85	-14.06	1.17
AKSA	18.69%	19.05%	17.93%	17.63%	17.64%	-105.61	-141.44	-29.79	0.98
MIATK	6.81%	9.60%	10.07%	10.19%	10.20%	339.19	59.48	13.40	0.93
BIENY	4.62%	3.22%	4.06%	1.01%	1.01%	-361.09	-220.92	-304.91	0.78
TURSG	2.45%	6.09%	6.40%	5.04%	5.04%	259.79	-105.08	-135.40	0.74
BUCIM	3.80%	3.72%	3.80%	3.80%	3.81%	0.35	8.63	1.12	0.49
KARTN	1.20%	1.26%	1.49%	1.10%	1.10%	-9.86	-16.47	-39.34	0.35
BRYAT	4.93%	3.76%	2.84%	2.77%	2.77%	-216.38	-99.30	-7.20	0.23
DEVA	1.84%	1.03%	0.53%	0.49%	0.49%	-134.21	-53.35	-3.34	0.14
ISGYO	12.01%	10.57%	11.02%	10.91%	10.91%	-109.35	34.32	-10.97	0.06
KLRHO	16.48%	17.50%	17.59%	17.97%	17.97%	149.43	47.78	38.07	0.05
NATEN	24.65%	25.42%	28.50%	24.15%	24.15%	-49.94	-127.07	-434.73	0.04
IZMDC	4.95%	4.22%	4.40%	4.27%	4.27%	-68.52	4.13	-13.01	0.03

PINSU	4.28%	0.92%	0.27%	0.14%	0.14%	-414.09	-78.56	-13.19	0.01
KLNMA	6.85%	5.51%	5.45%	0.06%	0.06%	-678.47	-544.53	-538.70	0.00
IHAAS	39.83%	37.68%	33.29%	31.89%	31.89%	-793.67	-578.85	-139.75	0.00
GENTS	11.90%	3.36%	2.84%	2.06%	2.06%	-983.55	-130.13	-78.41	0.00
CRFSA	12.70%	8.58%	9.99%	9.66%	9.66%	-303.77	108.30	-32.95	-0.02
VERUS	38.54%	40.06%	39.28%	38.86%	38.86%	31.47	-120.31	-42.00	-0.03
MNDTR	82.43%	82.65%	82.40%	82.36%	82.35%	-7.65	-30.03	-4.33	-0.06
KERVTV	1.84%	3.86%	3.66%	2.94%	2.94%	110.17	-92.26	-72.51	-0.17
LINK	0.76%	8.97%	10.85%	10.74%	10.74%	997.38	176.35	-11.00	-0.26
AKSEN	3.64%	4.50%	4.56%	3.78%	3.78%	13.52	-72.32	-78.12	-0.33
LYDHO	4.32%	4.24%	7.42%	6.58%	6.57%	225.05	233.30	-84.78	-0.44
INVES	14.36%	8.17%	8.67%	8.61%	8.60%	-575.23	43.02	-6.76	-0.73
BERA	10.41%	9.71%	10.72%	9.90%	9.89%	-51.38	18.47	-83.28	-0.89
POLHO	7.50%	6.81%	7.04%	6.15%	6.14%	-135.70	-66.29	-89.84	-1.03
KOZAL	24.01%	17.67%	18.38%	17.77%	17.76%	-624.87	8.83	-62.20	-1.34
VAKKO	19.71%	20.77%	23.03%	22.48%	22.46%	275.10	168.63	-57.42	-1.77
GOODY	49.73%	49.29%	49.42%	49.20%	49.18%	-54.75	-11.05	-24.29	-1.88
OYAKC	2.65%	2.72%	2.54%	2.48%	2.46%	-18.55	-25.74	-7.95	-1.93
CLEBI	1.09%	3.59%	4.80%	4.13%	4.11%	302.15	51.56	-68.67	-2.02
QUAGR	3.81%	2.99%	4.31%	3.95%	3.93%	11.92	93.99	-38.57	-2.17
ARDYZ	2.69%	2.33%	2.42%	2.17%	2.15%	-53.97	-18.27	-26.99	-2.28
ELITE	13.71%	2.69%	0.18%	0.03%	0.00%	-1371.07	-268.84	-17.49	-2.32
HTTBT	16.49%	19.15%	19.90%	19.07%	19.04%	254.59	-10.93	-86.01	-2.57
PETKM	10.55%	11.04%	11.06%	9.77%	9.74%	-80.89	-129.87	-131.68	-2.79
MPARK	28.54%	25.37%	28.63%	27.06%	27.03%	-150.83	166.17	-159.70	-2.83
KLSEK	7.95%	8.26%	8.19%	8.18%	8.15%	20.34	-10.20	-3.71	-2.84
SELEC	18.40%	12.57%	12.90%	13.50%	13.47%	-493.35	90.21	56.91	-2.86
OZKGY	7.04%	8.65%	8.04%	7.31%	7.28%	24.26	-137.27	-76.57	-3.34
ECZYT	3.80%	4.55%	4.34%	3.79%	3.75%	-5.02	-80.16	-59.31	-3.59
VESTL	7.99%	7.12%	7.31%	6.91%	6.87%	-112.21	-25.13	-44.35	-3.62
BSOKE	1.97%	9.99%	20.34%	16.78%	16.75%	1477.38	676.10	-358.85	-3.77
GOZDE	6.47%	6.37%	7.17%	6.33%	6.28%	-19.08	-9.06	-88.90	-4.97
INDES	12.03%	7.18%	8.07%	7.33%	7.28%	-474.91	9.52	-79.16	-5.21
KRDMA	9.04%	8.88%	9.88%	9.92%	9.87%	82.77	98.11	-1.00	-5.55
TTKOM	13.94%	21.01%	23.91%	21.08%	21.02%	708.29	1.29	-288.45	-5.64
ENJSA	24.89%	19.26%	20.05%	17.65%	17.59%	-730.54	-167.21	-245.72	-6.07
GOLTS	4.83%	4.84%	5.71%	5.39%	5.33%	50.33	49.42	-37.93	-6.15
OTKAR	11.13%	12.18%	13.02%	10.05%	9.99%	-114.06	-219.27	-302.71	-6.24
PKART	31.85%	35.57%	36.30%	31.01%	30.94%	-90.85	-462.59	-535.54	-7.06
ZOREN	6.58%	8.19%	9.65%	10.67%	10.59%	400.84	239.73	94.19	-7.34
IMASM	4.32%	3.36%	3.70%	3.40%	3.32%	-100.05	-3.96	-38.25	-7.97
OYYAT	9.43%	7.75%	7.85%	7.93%	7.84%	-158.58	9.31	-0.23	-8.19
ULKER	12.32%	13.81%	13.24%	11.73%	11.64%	-68.19	-217.00	-159.93	-8.69
KORDS	8.87%	8.44%	7.95%	7.41%	7.32%	-155.08	-112.35	-63.53	-8.81
NTGAZ	0.24%	2.95%	0.91%	0.29%	0.21%	-2.98	-274.54	-70.29	-8.84
BASGZ	4.25%	10.11%	8.82%	7.03%	6.94%	269.28	-316.65	-188.15	-9.14
KARSN	2.67%	2.86%	2.85%	2.69%	2.60%	-7.52	-25.96	-25.35	-9.43
KMPUR	8.26%	7.64%	8.11%	6.66%	6.56%	-169.25	-107.37	-154.62	-9.43
THYAO	33.45%	24.60%	24.81%	24.20%	24.10%	-934.79	-49.62	-70.53	-10.20
GENIL	20.76%	19.99%	22.54%	19.85%	19.75%	-101.36	-24.54	-279.16	-10.29
GWIND	10.23%	8.33%	8.87%	9.02%	8.91%	-131.67	58.06	4.32	-10.31
RYGYO	18.28%	25.08%	25.46%	25.76%	25.64%	736.26	56.43	18.14	-11.66
VESBE	8.75%	11.31%	12.32%	12.54%	12.42%	366.72	110.89	10.05	-12.40
SARKY	6.47%	6.03%	6.00%	5.99%	5.86%	-60.31	-16.22	-13.63	-12.49
BRISA	10.05%	8.50%	8.38%	7.63%	7.49%	-256.74	-101.71	-88.96	-13.91
BFREN	26.73%	26.98%	26.87%	26.80%	26.66%	-6.96	-31.88	-21.26	-14.13
TRGYO	8.81%	9.81%	11.54%	10.39%	10.24%	143.91	43.47	-129.48	-14.32
KAYSE	12.55%	9.96%	8.67%	8.35%	8.20%	-434.11	-175.16	-46.30	-14.99
SMRTG	12.24%	10.90%	11.41%	11.61%	11.45%	-78.10	54.92	4.76	-15.32
KAREL	2.90%	4.71%	5.43%	3.36%	3.19%	28.98	-152.23	-223.84	-16.51
GLYHO	20.07%	20.76%	22.10%	21.84%	21.67%	159.89	91.14	-42.48	-16.67
BTCIM	6.61%	10.59%	12.37%	10.72%	10.55%	393.54	-4.45	-182.37	-17.18
ODAS	12.29%	10.88%	7.40%	7.38%	7.21%	-508.89	-367.81	-19.71	-17.38

AGROT	0.00%	6.57%	9.22%	7.57%	7.39%	738.92	81.71	-183.47	-17.92
LOGO	34.43%	30.45%	34.53%	33.65%	33.43%	-99.91	298.09	-109.91	-21.40
KCAER	13.70%	16.38%	17.29%	17.08%	16.87%	316.79	48.58	-41.96	-21.49
KZBGY	2.92%	3.92%	7.49%	3.45%	3.22%	30.82	-69.85	-426.84	-22.45
DOAS	25.04%	16.08%	15.28%	14.50%	14.25%	-1078.63	-182.89	-102.48	-24.41
SURGY	0.00%	8.41%	11.37%	5.63%	5.36%	536.18	-304.70	-601.16	-26.60
ALFAS	8.44%	8.04%	9.34%	9.35%	9.04%	59.35	99.65	-30.05	-31.18
DAPGM	0.36%	1.68%	4.08%	4.42%	4.03%	366.44	235.27	-5.35	-38.76
SAHOL	46.84%	45.54%	40.84%	38.75%	38.34%	-849.53	-719.95	-250.46	-41.17
CANTE	5.01%	6.57%	6.87%	6.43%	6.01%	99.58	-56.29	-86.90	-42.19

AKYatırım

Bu rapor, Ak Yatırım Menkul Değerler A.Ş. tarafından, güvenilir olduğuna inanılan kaynaklardan elde edilen bilgi ve veriler kullanılarak hazırlanmıştır. Raporunda yer alan ifadeler, hiçbir şekilde veya suretle alış veya satış teklifi olarak değerlendirilmemelidir. Ak Yatırım, bu bilgilerin doğru, eksiksiz ve değişmez olduğunu garanti etmemektedir. Bu sebeple, okuyucuların, bu raporlardan elde edilen bilgilere dayanarak hareket etmeden önce, bilgilerin doğruluğunu teyit ettirmeleri önerilir ve bu bilgilere dayanarak aldıkları kararlarda sorumluluk kendilerine aittir. Bilgilerin eksikliği ve yanlışlığından Ak Yatırım hiçbir şekilde sorumlu tutulamaz. Ayrıca, Ak Yatırım'ın ve Akbank'ın tüm çalışanları ve danışmanlarının, herhangi bir şekilde bilgiler dolayısıyla ortaya çıkabilecek, doğrudan veya dolaylı zararlarla ilgili herhangi bir sorumluluğu yoktur. Burada yer alan bilgiler, bir yatırım tavsiyesi, yatırım aracının alım-satım önerisi ya da getiri vaadi değildir ve Yatırım Danışmanlığı kapsamında yer almamaktadır. Yatırım Danışmanlığı hizmeti; aracı kurumlar, portföy yönetim şirketleri, mevduat kabul etmeyen bankalar ile müşteri arasında imzalanacak Yatırım Danışmanlığı sözleşmesi çerçevesinde sunulmaktadır. Bunlara ilaveten, Ak Yatırım, raporların Internet üzerinden e-mail yoluyla alınması durumunda virüs, hatalı gönderim veya diğer herhangi bir teknik sebepten dolayı alıcının donanımına veya yazılımına gelebilecek herhangi bir zarardan dolayı sorumlu tutulamaz.

© Ak Yatırım Menkul Değerler A.Ş.